

medifab

Shaping Better Lives



ENABLE ACC

STANDARD & COMPLEX
LIST EQUIPMENT





Contents

Standard

JAY Ion Cushion	5
Spex Vigour Cushion	6
Spex Classic Back Support	7

Complex

QUICKIE 2 Wheelchair	9
QUICKIE IRIS Wheelchair	10
ZIPPIE IRIS Wheelchair	11

Leaders in Education, Accessible to You

At Medifab, we're more than just providers of high-quality equipment solutions — we're your partners in professional growth and education. Our dedication to continuous learning sets us apart, and we're proud to offer a wide range of educational opportunities designed to support you and your practice. Whether it's through in-person clinics, webinars, or hands-on academies, we're here to help you stay informed, inspired, and equipped to better serve your clients.



Stay Connected

Register today to be the first to know about upcoming education events, webinars and academies.

Medifab-ACC Standard List Equipment

JAY Ion Cushion

The JAY Ion is a multi-layer foam cushion which provides comfort and minimal positioning to users who are uncomfortable in their chair and have a low-pressure risk.

The Ion has a multi-layer foam with a Soft Visco memory foam top layer. For convenience and protection, the JAY Ion features a dual-cover system. The water-resistant inner cover assists with incontinence and moisture management, is easy to clean and includes anti-wicking seam thread and AquaGuard zipper for foam protection.

The machine-washable, stretch outer cover utilises naturally anti-microbial, silver-impregnated X-static® fibre which helps to minimise bacteria build-up (and thus minimise odour). A layer of 3DX spacer fabric promotes airflow for additional skin protection. This cover also helps to reduce shear.



Max User Weight: 14"-21" wide: 136kg; 22"-24" wide: 225kg

SUPPLIER PRODUCT ID	ENZ LIST CODE	SIZE	ACC SIC CODE
1705-01-JION1414	ENZA7847	14x14"	EM300
1705-01-JION1416	ENZA7848	14x16"	EM301
1705-01-JION1418	ENZA7849	14x18"	EM302
1705-01-JION1614	ENZA7850	16x14"	EM303
1705-01-JION1616	ENZA7851	16x16"	EM304
1705-01-JION1618	ENZA1514	16x18"	EM305
1705-01-JION1620	ENZA7852	16x20"	EM306
1705-01-JION1816	ENZA3148	18x16"	EM307
1705-01-JION1818	ENZA7853	18x18"	EM308
1705-01-JION1820	ENZA6609	18x20"	EM309
1705-01-JION2018	ENZA7854	20x18"	EM310
1705-01-JION2020	ENZA2149	20x20"	EM311
1705-01-JION2022	ENZA7855	20x22"	EM312
1705-01-JION2218	ENZA7856	22x18"	EM313
1705-01-JION2220	ENZA7857	22x20"	EM314
1705-01-JION2222	ENZA7858	22x22"	EM315
1705-01-JION2223	ENZA7859	22x23"	EM316
1705-01-JION2224	ENZA7860	22x24"	EM317
1705-01-JION2322	ENZA7861	23x22"	EM318
1705-01-JION2323	ENZA7862	23x23"	EM319
1705-01-JION2420	ENZA7863	24x20"	EM320
1705-01-JION2422	ENZA7864	24x22"	EM321
1705-01-JION2424	ENZA7865	24x24"	EM322

Spex Vigour Cushion

The Vigour Cushion is designed to properly centralise and stabilise the pelvis, hips, and legs to maintain and improve comfort, function, and positioning in all other parts of the body.

Vigour reduces fatigue and pressure with the support and comfort that helps you go the distance. A combination of highly resilient foam and gel-foam that is durable, flexible and comfortable.

The Vigour Cushion is an excellent choice for individuals who:

- Require pressure reduction and redistribution.
- Require pelvic stability.
- Need moderate control of posture and upper extremities.
- Need moderate control of abduction or adduction propensities.



Max User Weight: 10"-15" wide: 90kg; 16"-20" wide: 160kg

SUPPLIER PRODUCT ID	ENZ LIST CODE	SIZE	ACC SIC CODE
1103-0808-OSC	ENZA7866	8x8"	EM323
1103-0810-OSC	ENZA7867	8x10"	EM324
1103-1010-OSC	ENZA7868	10x10"	EM325
1103-1012-OSC	ENZA7869	10x12"	EM326
1103-1212-OSC	ENZA7870	12x12"	EM327
1103-1214-OSC	ENZA7871	12x14"	EM328
1103-1414-OSC	ENZA6849	14x14"	EM329
1103-1416-OSC	ENZA7872	14x16"	EM330
1103-1418-OSC	ENZA3048	14x18"	EM331
1103-1616-OSC	ENZA4583	16x16"	EM332
1103-1618-OSC	ENZA1588	16x18"	EM333
1103-1620-OSC	ENZA7873	16x20"	EM334
1103-1816-OSC	ENZA7874	18x16"	EM335
1103-1818-OSC	ENZA379	18x18"	EM336
1103-1820-OSC	ENZA3098	18x20"	EM337
1103-2020-OSC	ENZA7875	20x20"	EM338
1103-2022-OSC	ENZA7876	20x22"	EM339
1103-2220-OSC	ENZA7877	22x20"	EM340
1103-2222-OSC	ENZA7878	22x22"	EM341
1103-2418-OSC	ENZA7879	24x18"	EM342
1103-2420-OSC	ENZA7880	24x20"	EM343
1103-2422-OSC	ENZA7881	24x22"	EM344

Spex Classic Back Support

Easily solve upper torso needs for most wheelchair users with the Spex Classic. The Spex Classic Back Support incorporates the popular Spex Contouring Cube System to allow on-the-spot customisations for torso comfort and asymmetry needs.

- Effortless customisations
- On-the-spot adaptations for changing postural needs
- Instant results
- Cubes can be removed and added at any time
- Contouring doesn't move or slip out of adjustment
- Additional contouring support wedges can be used to further enhance the degree of contouring



Standard Hardware: Quad Mount

Max User Weight: Up to 15" wide: 90kg; 16-20" wide: 136kg

SUPPLIER PRODUCT ID	ENZ LIST CODE	SIZE	ACC SIC CODE
1255-1012-OSS	ENZA7936	10x12"	EM426
1255-1014-OSS	ENZA5817	10x14"	EM427
1255-1016-OSS	ENZA7937	10x16"	EM428
1255-1214-OSS	ENZA5817	12x14"	EM429
1255-1216-OSS	ENZA7938	12x16"	EM430
1255-1218-OSS	ENZA7939	12x18"	EM431
1255-1416-OSS	ENZA5096	14x16"	EM432
1255-1418-OSS	ENZA5944	14x18"	EM433
1255-1420-OSS	ENZA7941	14x20"	EM434
1255-1618-OSS	ENZA4455	16x18"	EM435
1255-1620-OSS	ENZA385	16x20"	EM436
1255-1623-OSS	ENZA3351	16x23"	EM437
1255-1818-OSS	ENZA381	18x18"	EM438
1255-1820-OSS	ENZA388	18x20"	EM439
1255-1823-OSS	ENZA390	18x23"	EM440
1255-2018-OSS	ENZA4487	20x18"	EM441
1255-2020-OSS	ENZA4142	20x20"	EM442
1255-2023-OSS	ENZA4404	20x23"	EM443
1258-2220-OSS	ENZA4645	22x20"	EM444
1258-2420-OSS	ENZA7942	24x20"	EM445
1258-2620-OSS	ENZA7696	26x20"	EM446


Medifab-ACC Complex List Equipment

QUICKIE 2 Wheelchair

The modern QUICKIE 2 manual wheelchair series brings advanced aesthetics and technology to the lightweight folding QUICKIE range.

The QUICKIE 2 remains as versatile and modular as before, but is now manufactured out of 7000 Series Aerospace Aluminium which makes the redesigned cross brace more rigid, stronger and lighter.

The stronger folding wheelchair frame results in an increased weight capacity of 136kg, while the overall chair weight is reduced by up to 1kg. The incredibly versatile axle plate along with the modern wheels, caster housings and upholstery provide a great-looking, easy-handling, and even more lightweight folding wheelchair.



Requests for this item MUST include:

* Enable New Zealand's Manual Wheelchair Specification Form & Quote



Accessories ENZ List Code: ENZA3
Accessories ACC SIC Code: EM153A

Max User Weight: 136kg (standard) and 158kg (heavy duty)

QUICKIE 2 base unit includes:

- DAB depth and angle-adjustable back support
- 24" lite spoke rear wheels
- Anodised push rims
- Marathon plus tyres
- 5" x 1.5" semi-pneumatic castors
- Single post height-adjustable armrests with full length pads
- 80° swing-away footrest hangers
- Aluminium angle-adjustable footplates
- 16" high 3DX tension adjustable
- Back upholstery
- Integrated push handles
- Anti-tips
- Black Opal frame colour


SUPPLIER PRODUCT ID	ENZ LIST CODE	SIZE	ACC SIC CODE
1571	ENZA238	12-19x12-19"	EM150
1571	ENZA240	12-19x20 & 20x12-19"	EM153
1571-2020-001	ENZA250	20x20"	EM154

QUICKIE IRIS Wheelchair

The QUICKIE IRIS Manual Tilt Wheelchair is the ultimate tilt-in-space wheelchair, featuring up to 55° of Intelligent Rotation in Space Technology.

It also brings the broadest range of positioning and caregiver options, numerous adjustments, and is one of the lightest tilt-in-space wheelchairs available.

Tilt-in-Space



Manual

Requests for this item MUST include:

* Enable New Zealand's Manual Wheelchair Specification Form & Quote



Accessories ENZ List Code: ENZA15
Accessories ACC SIC Code: EM152A

Max User Weight: 136kg (standard) and 181kg (heavy duty)

QUICKIE IRIS Medium base unit includes:

- True Fit Growth Program
- Tie downs
- Width adjusting system
- Medium seat frame
- 6" x 1.5" semi-pneumatic front castors
- 16" rear mag wheels; pneumatic
- 80° leg rests hangers with angle-adjustable footplates
- Single post height-adjustable arm supports with full length pads
- Height-adjustable push handle
- Growable seat pan
- Anti-tips
- Black Opal frame colour
- Foot operated tilt and brakes

QUICKIE IRIS Long base unit includes:

- True Fit Growth Program
- Tie downs
- Width adjusting system
- Long seat frame
- 6" x 1.5" semi-pneumatic front castors
- 16" rear mag wheels; pneumatic
- 80° leg rests hangers with angle-adjustable footplates
- Single post height-adjustable arm supports with full length pads
- Height-adjustable push handle
- Growable seat pan
- Anti-tips
- Black Opal frame colour
- Foot operated tilt and brakes

SUPPLIER PRODUCT ID	ENZ LIST CODE	SIZE (width x depth)	ACC SIC CODE
1567-00	ENZA248	14-20x16-20"	EM152
1567-01	ENZA259	14-20x18-22"	EM155

ZIPPIE IRIS Wheelchair


The ZIPPIE IRIS uses tilt-in-space technology to rotate the seat frame around the user's centre of gravity.

Available with 40° or 55° rotation range, that can be set to achieve up to 45° or 60° of posterior rotation, the IRIS offers superior positioning capabilities.

This rotational system provides the shortest possible wheel base without compromising stability. It also ensures a smooth and controlled rotation. The ZIPPIE IRIS also comes with the True Fit Program, a complete growth package for free.

Eliminate the need for exposed cables with the Foot Release Tilt Actuator. Never worry again about cable systems getting in the way.

Ability to grow the chair frame as the child's needs change. You can adjust the centre-of-gravity/centre-of-rotation and depth as needed and increase the width with just a few parts.



Requests for this item MUST include:

* Enable New Zealand's Manual Wheelchair Specification Form & Quote



Accessories ENZ List Code: ENZA14
Accessories ACC SIC Code: EM151A

Max User Weight: 102kg

ZIPPIE IRIS base unit includes:

- True Fit Growth Program
- Tie downs
- Width adjusting system
- Short, medium and long seat frame
- 5" x 1.5" semi-pneumatic front castors
- 16" rear mag wheels; pneumatic
- 90° leg rests hangers with angle-adjustable footplates
- Offset hanger mounts
- Single post height-adjustable arm supports with full length pads
- Height adjustable push handle
- Growable seat pan
- Anti-tips
- Black Opal frame colour
- Foot operated tilt
- Foot operated brakes

SUPPLIER PRODUCT ID	ENZ LIST CODE	SIZE (width x depth)	ACC SIC CODE
1562	ENZA241	12-19x12-19"	EM151
1562	ENZA5765	10-14x10-18"	EM151

medifab

Distributed by Medifab Ltd

solutions@medifab.com

medifab.com

