



medifab

Shaping Better Lives

BINGO Evo
Tilt-in-Space
Rehab Stroller

AU SPLASH FLYER

Compact &
supportive
design



Rehab pushchairs are an important part of the care of children, and the BINGO stroller has offered an innovative solution since 2005.

The BINGO Evo and Evo Mini are packed with amazing features:

- Robust and supportive design
- Compact folding size
- Multifunctional seat unit
- Quickly change the seat from front to rear facing
- Seat adjustment controls are positioned centrally for easy operation
- Individualised support thanks to various adjustment options
- Individualised support thanks to numerous accessories allow for tailored care
- Growth capacity in seat width and depth, back height, and lower leg length

... and much, much more!



Functional Benefits



Postural Support Options

Removable seat, back, head and laterals cushions allow easy customisation.



Storage Basket

The BINGO comes standard with a generous underneath storage basket to hold all the necessities!



Adjustable Handle

Adjust to your preferred height for optimal use.



Removable seat unit

Easily remove the seat unit for storage or travelling.




Tray Table

Support surface for play, learning and fun.

Easy-Care Covers

Choose from 3 colour options. Turquoise Soft, Berry Soft, or Black.

These easy-care covers are designed to be easily removed for cleaning.



Forward & Rear Facing

Easily remove and switch the seat unit around so your child can see you or see the world!



Grows with Your Child, Effortlessly

The seat unit of the BINGO Evo is adjustable in seat depth and width, back support height, and lower leg length, meaning that the stroller grows with your child.

BINGO Evo Mini to Size 1 Stroller & Cobra Conversion Kit

Children grow and change, and we believe their supportive equipment should do so with them, reducing stress and avoiding unnecessary expense. Transform the BINGO Mini mobility bases for use with the size 1 seat unit from either the BINGO Evo or BINGO Spex stroller system, allowing this solution to continue to work for your child whilst they focus on what's important! A cost-effective alternative, saving the need for a whole new stroller. Simply purchase this conversion kit and a new size 1 seat unit to make the upgrade. A smart, economical choice for your child's first supportive stroller.

BINGO Evo Mini to Size 1 Stroller and Cobra Base Conversion Kit:

2880-8080-086

Removable Seat Unit:

BINGO Evo Size 1: 2881-0011-000

BINGO Spex Size 1: 2885-0011-032



45° Tilt-in-Space



Tilt

The unique tilt mechanism allows for 45° of tilt-in-space in both the forward and rear facing position, without compromising stability. This adjustment allows your child to be better supported whilst out in the world, and is easily changed with the lever, located centrally on the back support.




Recline

The BINGO range features an easy-to-use back support recline function, allowing you to tailor the seat depending on your child's needs and the environment they're in. Whether to rest, or sit up and take on the world, this adjustment is easy to do with the simple turn knob on the rear of the back support.

Compact Folded Size

Remove the seat, and the frame is easy to store in a car boot!
The innovative folding mechanism can be released easily on the push bar.



Comfortable Ride

Smooth riding wheels protect the child and are effective off road or on rough terrain. The large wheels of the Bingo range provide a comfortable ride and are easy to detach by a quick release mechanism. A fourfold adjustable frame suspension system adds extra comfort, and can be easily adjusted without tools.



One unit, Two base options

The BINGO range comes standard with a sturdy and robust stroller base, however there is an alternative option for use indoors, get both and save on space!

The Cobra indoor base provides an exceptional added dimension to the BINGO range, providing height adjustment for your child to access their indoor world. With 45° of seat tilt-in-space and the gas assisted height adjustment, the Cobra base with Bingo is an easy system to use around the home or school environment. The tilt and height adjustment can be made easily with the child sitting in their seat.



Cobra High-Low Indoor Base

Size 0 (Mini): 2880-8720-000

Size 1: 2880-8711-000

Size 2 & 3: 2880-8721-000



Twin Strollers

A mounted connection that allows two strollers to be attached together where two children require support, one in front of the other. The unique connection between the strollers can be easily detached when needed, allowing the strollers to be used separately where required, providing ultimate flexibility.

Please note: This twin stroller connection is only possible between strollers of the same size, or for connection of the mini and Size 1 together, it is not available for the size 3.

2880-8630-000

Please fill out an additional script form to order the 2nd stroller unit with a unique configuration and accessories.

Please note that this can only be fitted at the time of ordering both stroller units. (Medifab cannot retrofit this attachment).

Attendant Brake

Recommended for purchase with Twin Stroller configuration due to the increased combined weight and inertia when both strollers are connected.

2880-8452-000



Accessories

Bingo Evo & Mini



Chassis Mount Tray

Size 1: 2880-8058-000

Size 2 & 3: 2880-8059-000

(Size 2 & 3 cannot be used with BINGO Evo Mini).



Spex 5-Point Harness

2006-6551-000

(Recommended for use with BINGO Evo Mini, and Size 1 BINGO Evo only).



Wonderseat Padded Shoulder Harness

Size 0: 1409-5660-017



Ankle Huggers

Size 1: 2880-6101-000



Occipital Head Support

Merino/Spacer: 2010-4110-099

Wipe-down: 2010-4110-209



Standard Lateral Head Supports

Merino/Spacer:

Small: 2010-4210-099

Large: 2010-4211-099

Wipe-down:

Small: 2010-4210-209

Large: 2010-4211-209



Extended Lateral Head Supports

Merino/Spacer:

Small: 2010-4310-099

Large: 2010-4311-099

Wipe-down:

Small: 2010-4310-209

Large: 2010-4311-209



Oxygen Bottle Holder

2880-8253-000



Swivel Lock

2880-8440-000



IV Pole

2880-8275-000

Extra Bracket: 2880-8275-050



Foot Support Spacer Block

Size 1: 2880-5321-000



Abductor Pommel

Size 1: 2880-1651-346

Size 2: 2880-1652-346

Size 3: 2880-1653-346

(Size 2 & 3 cannot be used with BINGO Evo Mini).



Thigh Wedges

(Recommended for use with the Size 1 BINGO Evo only).

2006-0505-000



Trochanter Wedges

(Recommended for use with the Size 1 BINGO Evo only).

2006-0660-000



Sacral Wedge

(Recommended for use with the Size 1 BINGO Evo only).

2880-2510-060



Wonderseat Hip Belt

4-Point: 1406-5420-027



Hand Strap

2005-6930-000


Accessories

Bingo Evo



Standard Laterals

Size 1: 2880-3010-346
Size 2: 2880-3020-346
Size 3: 2880-3030-346



Narrow Straight Lateral Supports

Size 0: 2880-3008-100



Teardrop Lateral Supports

Size 0: 2880-3008-500



Broad Lateral Supports

Size 1: 2880-3008-310



Canopy

2880-7500-346



Wonderseat Padded Shoulder Harness

Size 1: 1409-5661-017



Wonderseat Hip Belt

2-Point: 1405-6220-027



Foot Support Spacer Block

Size 2 & 3: 2880-5322-000



Cover Set - Llamas

Size 1: 2880-9561-121
Size 2: 2880-9562-121
5 Point Harness Cover:
2880-6511-121



Cover Set - Planets

Size 1: 2880-9561-036
Size 2: 2880-9562-036
5 Point Harness Cover:
2880-6511-036



Therapy Tray

Size 1: 2880-7111-000
Size 2 & 3: 2880-7112-000
Infill: 2880-7180-000



Groin Strap

To fit Size 1: 2880-6361-346
To fit Size 2 & 3: 2880-6362-346



Chassis Mount Tray

Size 1: 2880-8058-000
Size 2 & 3: 2880-8059-000



Grab Rail

Size 1: 2880-7251-346
Size 2 & 3: 2880-7252-346



Spacer Fabric Head Support Pads

(For use with Head Support Speakers)

Size 1: 2880-4471-346
Size 2 & 3: 2880-4472-346
Speakers: 2880-8330-000



Centrepoint Harness

BINGO 5-point: 2880-6511-346



Chest Shoulder Harness

Size 1: 2880-6751-346
Size 2: 2880-6752-346
Size 3: 2880-6753-346



Bingo Switch

The innovative and stable quick-release connection offers a quick change from the compact and agile mobility base to the solid all-terrain outdoor version.

Size 1: 2884-0001-500
Size 2: 2884-0002-500

Accessories

Bingo Evo Mini




Canopy

2880-7501-346



Grab Rail

Size 1: 2880-7250-346



Standard Laterals

Size 0 (Mini): 2880-3009-346




Broad Laterals

Size 0 (Mini): 2880-3007-310



**Narrow Straight
Laterals**

Size 0 (Mini): 2880-3007-100



Teardrop Laterals

Size 0 (Mini): 2880-3007-500



**Spacer Fabric
Head Support Pads**

Size 0 (Mini): 2880-4470-346



Therapy Tray

Size 1: 2880-7110-000
Infill: 2880-7180-000



**Foot Support
Neoprene Cover**

Size 2 & 3: 2880-5305-000

Here to meet your needs



Needs of parents/caregiver and their child are met through:

- Robust frame construction with multi-directional suspension, providing a more comfortable ride and protection for your child
- Ergonomic, height-adjustable push handle for parents of different heights
- Sun canopy and rain cover option, providing protection for your child when out in the world
- Easy-care upholstery with individual and removable seat, back, head and lateral support sections
- Compact folding for easy storage and transportation, making getting out in the world that little bit easier!

Clinical needs for the child are met through:

- Safe and secure positioning for the user, with comfortable and soft padding
- Adjustable seat unit with 45° tilt in space, back support recline and foot support elevation
- Individually tailored support due to adjustment options for seat depth and width, back support height and lower leg length
- Unrivalled growth capacity with step-less adjustments
- Comprehensive range of scriptable accessories for various postural support and user needs
- Hi-lo Cobra base option for indoor environmental access
- Range of options for transport or support of medical devices (feed pumps, ventilators, supplementary oxygen and suction)

Stroller Specifications



	Mini (Size 0)	Size 1	Size 2	Size 3
ORDER CODE	2880-0008-000	2881-0008-000	2882-0008-000	2883-0008-000
MOBILITY BASE WITH SWIVELLING WHEELS				
PUSH HANDLE HEIGHT	75-110 cm	75-110	75-110	
OVERALL WIDTH	63 cm	63	68	
WHEEL DIAMETER FRONT (SWIVEL)	19 cm	19	19	
WHEEL DIAMETER REAR	29 cm	29	29	
TILT IN SPACE (FORWARD AND REAR FACING)	45°	45 °	45 ° (Forward facing only – Size 3)	
FOLDED SIZE MOBILITY BASE (WITH REAR WHEELS ON)	80 x 63 x 38	80 x 63 x 38	80 x 68 x 38	
FOLDED SIZE MOBILITY BASE (WITH REAR WHEELS REMOVED)	80 x 63 x 31	80 x 63 x 31	80 x 68 x 31	
WEIGHT MOBILITY BASE (SWIVELLING FRONT WHEELS)	9.8kg	8.6kg	8.7kg	
LOAD CAPACITY MOBILITY BASE	60kg	60kg	60kg	
SEAT UNIT				
SEAT WIDTH	13-25 cm	18-30 cm	23-35 cm	23-35 cm
SEAT DEPTH	12-27cm	16-34 cm	22-40 cm	30-45 cm
LOWER LEG LENGTH	16-36 cm	19-40 cm	19-40 cm	19-40 cm
BACK SUPPORT HEIGHT	37-51 cm	45-63 cm	54-75 cm	62-83 cm
HEIGHT OF SLOTS FOR SHOULDER STRAPS	25.5-39.5 cm	28-46 cm	34-55 cm	43 -64 cm
SEAT TO FLOOR HEIGHT (DEPENDANT ON TILT POSITION OF SEAT)	50 cm	46 cm	46 cm	46 cm
BACKREST RECLINE	80-180°	90-160°	90-160°	90-135°
WEIGHT OF SEAT	7.8kg	6.4kg	7.4kg	8.4kg
LOAD CAPACITY OF SEAT UNIT	25kg	50kg	50kg	50kg
WEIGHT OF SEAT AND MOBILITY BASE COMBINED	17.6kg	15kg	16.1kg	17.1kg



medifab

Distributed by Medifab Ltd

solutions@medifab.com

medifab.com

DISTRIBUTED BY:

Bingo Evo Splash Flyer_20240619_EN_v15_AU