

# BINGO Evo Mini Stroller

Medifab's newest early intervention stroller with a wide range of accessories and options to meet the needs of different children.

## Specialised Early Intervention Tilt Stroller



**Adjustable seat unit**  
Seat depth and width, back support height and lower leg length

**Individual upholstery**  
Removable seat, back, head and laterals cushions allow easy customisation

Multi-directional suspension **protects the child** by absorbing ground bumps, and is effective off road or on rough terrain

**Ergonomic,**  
height-adjustable push handle

Sun canopy option available to allow parents and caregivers to still get out and about, knowing the child is protected from the sun


**Stepless**  
seat depth adjustment

**Mini Package Includes:**

Removable seat, matte black mobility base with swivel front black mag wheels and solid tyres, tie-downs, hip guides, basket, sun canopy/rain cover, adjustable suspension, receiver for supports & foot support.



### Colour Options:



Turquoise Soft (-349)

Berry Soft (-347)

Black (-346)

Size	Code	Seat Load Capacity	Push Handle Height	Overall Width	Seat Depth	Seat Width	Back Support Recline	Shoulder Height	Foot Support Height	Overall Weight	Indoor Base Seat Height	Indoor Base Footprint
0	2880-0015-000	25 kg	75-110 cm	63 cm	12-27 cm	13-25 cm	80-180°	25.5-39.5 cm	16-34 cm	17.6 kg	27-67.5*	61cm (W) x 71cm (L)


\* Depending on size of castors

### ONE SEAT. TWO BASE OPTIONS

Indoor Cobra base option available. Height adjustable with the child seated.



### ADAPTIVE SUSPENSION SYSTEM



Fourfold adjustable frame suspension system which can be easily adjusted without tools.

### TILT

The special construction of the tilt mechanism allows a 45° tilt of the seat unit without compromising the overall stability.



### COMPACT FOLDED SIZE



Easier to store in a car boot! The innovative folding mechanism can be released easily on the push bar.

### BACK SUPPORT RECLINE

The operating elements of the tilt & back support recline are positioned centrally and allow for easy and secure handling.



# Accessories

**Occipital Head Support**  
Merino/Spacer Fabric  
2010-4110-099  
**Wipe Down**  
2010-4110-209



**Std Lateral Head Support,**  
Merino/Spacer Fabric  
Small: 2010-4210-099  
Large: 2010-4211-099



**Standard Lateral Head Support, Wipe Down**  
Small: 2010-4210-209  
Large: 2010-4211-209



**Ext Lateral Head Support,**  
Merino/Spacer Fabric  
Small: 2010-4310-099  
Large: 2010-4311-099



**Extended Lateral Head Support, Wipe Down**  
Small: 2010-4310-209  
Large: 2010-4311-209




**Lateral Head Support Pads**  
Size 0: 2880-4470-346




**Head Support Speakers**  
2880-8330-000  
(Head support pads required)




**Seat options**  
Sacral Support:  
2880-2510-060



**Seat options**  
Thigh Wedge:  
2006-0505-000



**Seat options**  
Trochanter Wedges:  
2006-0660-000




**Std Lateral Support**  
Size 0: 2880-3009-346  
Pressure-relief upgrade:  
2880-3846-400



**Spex Narrow Straight Trunk Supports**  
2880-3007-100



**Spex Broad Lateral Supports**  
2880-3007-310



**Spex Teardrop Lateral Supports**  
2880-3007-500



**Upholstery pressure-relief foam upgrades**  
Seat: 2880-0391-000  
Back: 2880-2392-000



**Therapy Tray**  
Can't be used with grab rail  
2880-7111-000  
Infill: 2880-7180-000



**Grab Rail**  
Can't be used with tray  
2880-7250-346



**Medial Knee Support**  
2880-1651-346



**Foot Support Spacer**  
2880-5321-000  
**Neoprene Cover**  
2880-5305-000



**Swivel Lock**  
2880-8440-000



**Oxygen Bottle Holder:**  
2880-8253-000



**Chassis Mount Tray**  
2880-8058-000



**Ankle Supports**  
2880-6101-000



**Spex 5-Point Anterior Chest Support:**  
2006-6551-000



**IV Pole**  
2880-8275-000  
**Extra Bracket**  
2880-8275-050



**Hand Strap**  
For AS/NZS 3696.19  
2005-6930-000



**Cobra Indoor Base**  
2880-8720-000



**Conversion Kit from Mini to Size 1 (Stroller and Cobra)**  
2880-8080-086



**Separate Seat Unit**  
2881-0010-000



**Twin Bingo Stroller Connection Mount**  
2880-8630-000  
**Attendant Brake**  
2880-8452-000

