

BINGO Evo Stroller

Larger supportive seating system with many features, including a wide range of accessories and options to meet the needs of different children.

Modular seating & positioning stroller

Ergonomic,
height-adjustable
push handle

Adjustable seat unit
Seat depth and width,
back support height
and lower leg length

Individual upholstery
Removable seat, back,
head and lateral
trunk support
cushions allow
easy customisation

Stepless
seat depth
adjustment



Sun canopy option
available to allow parents
and caregivers to still get
out and about, knowing
the child is protected
from the sun

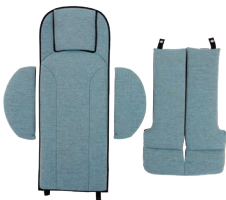
Multi-directional
suspension
protects the child
by absorbing
ground bumps, and
is effective off road
or on rough terrain

Evo Package Includes:


Removable seat, matte black mobility base with swivel front black mag wheels and solid tyres, tie-downs, hip guides, basket, sun canopy/rain cover, adjustable suspension and 3 sided foot support.



Colour Options:



Turquoise Soft (-349)



Berry Soft (-347)



Black (-346)

ONE SEAT. TWO BASE OPTIONS

Indoor Cobra base option available.
Height adjustable while the child is seated.



ADAPTIVE SUSPENSION SYSTEM



Fourfold adjustable
frame suspension
system which can
be easily adjusted
without tools.

TILT

The special
construction of
the tilt mechanism
allows a 45° tilt of
the seat unit without
compromising the
overall stability.



COMPACT FOLDED SIZE



Easier to store in
a car boot! The
innovative folding
mechanism can be
released easily on
the push bar.

BACK SUPPORT RECLINE

The operating elements
of the tilt & back
support recline are
positioned centrally
and allow for easy
and secure
handling.



Size	Code	Seat Load Capacity	Overall Length	Overall Width	Seat Depth	Seat Width	Back Support Recline	Shoulder Height	Foot Support Height	Overall Weight	Indoor Base Seat Height	Indoor Base Footprint
1	2881-0015-000	50 kg	92 cm	63 cm	16-34 cm	18-30 cm	90-160°	28-46 cm	16-37 cm	15 kg	27-67.5*	61cm (W) x 71cm (L)
2	2882-0015-000			68 cm	22-40 cm	23-35 cm	90-160°	34-55 cm	16-40 cm	16.1 kg		
3	2883-0008-000			68 cm	30-45 cm	23-35 cm	90-135°	43-64 cm	16-40 cm	17.1 kg		

* Depending on size of castors

Accessories

Occipital Head Support
Merino/Spacer Fabric
2010-4110-099
Wipe Down
2010-4110-209



Std Lateral Head Support,
Merino/Spacer Fabric
Small: 2010-4210-099
Large: 2010-4211-099



Standard Lateral Head Support, Wipe Down
Small: 2010-4210-209
Large: 2010-4211-209



Ext Lateral Head Support,
Merino/Spacer Fabric
Small: 2010-4310-099
Large: 2010-4311-099



Extended Lateral Head Support, Wipe Down
Small: 2010-4310-209
Large: 2010-4311-209



Head Support Pads
1: 2880-4471-346
2: 2880-4472-346



Head Support Speakers
2880-8330-000
(Head support pads required)



Swivel Lock
2880-8440-000



Hand Strap
2005-6930-000



Medial Knee Support
1: 2880-1651-346
2: 2880-1652-346
3: 2880-1653-346




Std Lateral Trunk Support
1: 2880-3010-346
2: 2880-3020-346
3: 2880-3030-346



Spex Narrow Straight Trunk Supports
Size 0: 2880-3008-100



Spex Broad Lateral Supports
Size 1: 2880-3008-310



Spex Teardrop Lateral Supports
Size 0: 2880-3008-500



Anterior Chest Support
1: 2880-6751-346
2: 2880-6752-346
3: 2880-6753-346



Wonderseat Padded Centrepont Harness
Size 0: 1409-5660-017
Size 1: 1409-6661-017



5-Point Anterior Chest Support
Bingo: 2880-6511-346
Spex: 2006-6551-000



Hip Belt
Spex 2-Point:
1405-6220-027
Wonderseat 4-Point:
1406-5420-027



Groin Strap
1: 2880-6361-346
2-3: 2880-6362-346



Foot Support Spacer
4cm thick
1: 2880-5321-000
2: 2880-5322-000



Ankle Foot Fast
1: 2880-6101-000
2: 2880-6102-000



Therapy Tray
1: 2880-7111-000
2-3: 2880-7112-000
Infill: 2880-7180-000



Grab Rail
1: 2880-7251-346
2-3: 2880-7252-346



IV Pole
2880-8275-000
Extra Bracket
2880-8275-050




Oxygen Bottle Holder
2880-8253-000



Chassis Mount Tray
1: 2880-8058-000
2: 2880-8059-000



Sacral Support
2880-2510-060
Thigh Wedge
2006-0505-000
Trochanter Wedges
2006-0660-000



Cobra Indoor Base
1: 2880-8711-000
2&3: 2880-8712-000



Separate Seat Unit
1: 2881-0011-000
2: 2882-0012-000



Twin Bingo Stroller Connection Mount
2880-8630-000
Attendant Brake
2880-8452-000

