



1- Purchasing information

P.O. number:* Date:

Company Name:*

Purchasing contact:*

Phone:*

Email:*

Contact preference:* Phone Email

Marked for:

3- Shipping information

Ship to:*

Name:

Address:

City: State:

Zip Code:

Phone:

2- Clinician information

Clinician:*

Phone:*

Email:*

Contact preference:* Phone Email

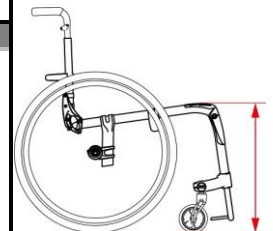
*Required MA043 English Manual (STD) MA044 German Manual MA045 Italian Manual MA046 Dutch Manual MA047 Spanish Manual MA048 French Manual MA090 Portuguese Manual taxes not included

MODEL		Frame							AUD		
WC11	<input type="checkbox"/>	Ultraight Aluminum APEX Rigid Wheelchair (120kg /265 lb weight limit) <i>Not available with painted frame - Frame will be black</i>		Triple-buttet aluminum frame / Aluminum back canes and back rigidizer / Aluminum seat rigidizer / Ultraight carbon fiber camber tube and rear frame rigidizer				Base Frame			
WC21	<input type="checkbox"/>	Apex Carbon fiber frame upgrade (High Gloss Carbon Fiber)		Ultraight carbon fiber frame, back canes, back rigidizer, seat rigidizer, camber tube and rear frame rigidizer.				Upcharge			
SEAT WIDTH		SW	<input type="checkbox"/>	30.48 (12") <input type="checkbox"/>	33.02 (13") <input type="checkbox"/>	35.56 (14") <input type="checkbox"/>	38.10(15") <input type="checkbox"/>	40.64(16") <input type="checkbox"/>	43.18 (17") <input type="checkbox"/>	45.72 (18") <input type="checkbox"/>	NC
Upcharge											
SEAT DEPTH		SD	<input type="checkbox"/>	30.48 (12") <input type="checkbox"/>	33.02 (13") <input type="checkbox"/>	35.56 (14") <input type="checkbox"/>	38.10(15") <input type="checkbox"/>	40.64(16") <input type="checkbox"/>	43.18 (17") <input type="checkbox"/>	45.72 (18") <input type="checkbox"/>	NC
Upcharge											
FRAME LENGTH		SP01	<input type="checkbox"/>	Standard frame length configuration ¹							STD
SP02	<input type="checkbox"/>	Frame length 2.54cm (1") longer than standard configuration							NC		
SP03	<input type="checkbox"/>	Frame length 5.08cm (2") longer than standard configuration							NC		
SP04	<input type="checkbox"/>	Frame length 2.54cm (1") shorter than standard configuration							NC		
SP05	<input type="checkbox"/>	Frame length 5.08cm (2") shorter than standard configuration							NC		
TIE-DOWN		AC05-S	<input type="checkbox"/>	WC-19 Transit Tie Down w/Q'straint belt ^{2,3} Short belt 50-104 (20-41")							Upcharge
AC05-L	<input type="checkbox"/>	WC-19 Transit Tie Down w/Q'straint belt ^{2,3} Long belt 50-116 (20-46")							Upcharge		
AC35	<input type="checkbox"/>	WC-19 Transit Tie Down without belt ³							Upcharge		

1- Distance of 4.37" from end of seat upholstery to bend

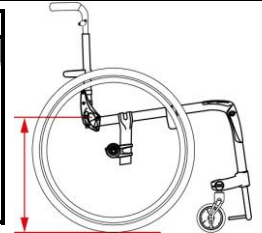
2- Not available with dept adjustable back; 3- May interfere with the swing away armrest and the clamp on height adjustable push handle; Add a 3" of frame length behind backrest

FRONT Seat-to-floor height		Specify desired height: <input type="text"/> (inches)
Caster sizes	Height available +/- 1/4"	
3" Caster	35.6cm to 53.3cm (14" to 21")	
4" Caster	36.8cm to 53.3cm (14.5" to 21")	
5" Caster	39.4cm to 53.3cm (15.5" to 21")	
6" Caster	41.9cm to 53.3cm (16.5" to 21") (N/A with 90° front frame)	

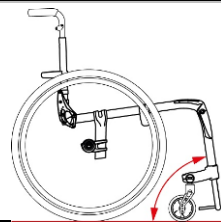


CASTERS					
CA01-03	<input type="checkbox"/>	Composite wheel w/ PU tire	3" x 1"		NC
CA01-04	<input type="checkbox"/>		4" x 1"		NC
CA01-05	<input type="checkbox"/>		5" x 1"		NC
CA01-06	<input type="checkbox"/>		6" x 1"		NC
CA10	<input type="checkbox"/>	Pneumatic casters	6" x 1 1/4"		Upcharge
CA14	<input type="checkbox"/>	Newton UltraCaster Composite	4" x 1 1/2"		Upcharge
CA15	<input type="checkbox"/>		5" x 1 1/2"		Upcharge
CA16	<input type="checkbox"/>		6" x 1 1/2"		Upcharge
CA17	<input type="checkbox"/>		4" x 1 1/2"		Upcharge
CA18	<input type="checkbox"/>	Newton UltraCaster Aluminum	5" x 1 1/2"		Upcharge
CA19	<input type="checkbox"/>		6" x 1 1/2"		Upcharge
CASTER OPTIONS					
CA13	<input type="checkbox"/>	Carbon fiber Frog Legs suspension forks			Upcharge

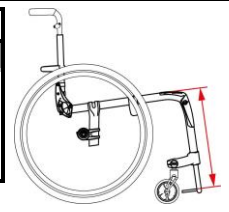
REAR Seat-to-floor height		
Wheel sizes	Height available +/- 1/4"	
20" (451) wheel <input type="checkbox"/>	35.5cm to 44.5cm (14" to 17.5")	Specify desired height: _____ (inches)
22" (501) wheel <input type="checkbox"/>	35.5cm to 47cm (14" to 18.5")	
24" (540) wheel <input type="checkbox"/>	38.1cm to 49.5cm (15" to 19.5")	
25" (559) wheel <input type="checkbox"/>	39.4cm to 50.8cm (15.5" to 20")	
26" (590) wheel <input type="checkbox"/>	40.6cm to 50.8cm (16" to 20")	



FRONT FRAME ANGLE			
FA70	<input type="checkbox"/>	70° Front frame angle	NC
FA75	<input type="checkbox"/>	75° Front frame angle	NC
FA80	<input type="checkbox"/>	80° Front frame angle	NC
FA85	<input type="checkbox"/>	85° Front frame angle	NC
FA90	<input type="checkbox"/>	90° Front frame angle	NC

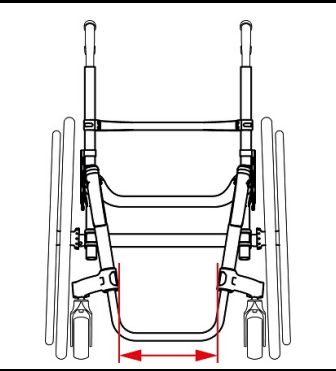


Seat upholstery to footplate length	
30.48 to 48.26cm (12" to 19") without high mount	Specify desired length: _____ (inches) <i>Required</i>
17.78 to 33.02cm (7" to 13") with high mount ¹	



¹- Choose high mount in the footplates section


Footrest width / Taper selection							
Seat Width		Straight		2,5 cm (1") Taper		5cm (2") Taper	
Outside Measurement (cm)		6.4cm (2 1/2") Narrower than Seat Width		11.4cm (4 1/2") Narrower than Seat Width		16.6 cm (6 1/2") Narrower than Seat Width	
30.5	12"	24.1	9.5"	19.1	7.5"		
33.0	13"	26.7	10.5"	21.6	8.5"		
35.6	14"	29.2	11.5"	24.1	9.5"		
38.1	15"	31.8	12.5"	26.7	10.5"		
40.6	16"	34.3	13.5"	29.2	11.5"	24.1	9.5"
43.2	17"	36.8	14.5"	31.8	12.5"	26.7	10.5"
45.7	18"	39.4	15.5"	34.3	13.5"	29.2	11.5"
48.3	19"	41.9	16.5"	36.8	14.5"	31.8	12.5"
50.8	20"	44.5	17.5"	39.4	15.5"	34.3	13.5"



Note: higher than 50,8cm (20"), front STFH will reduce the footrest width up to 2,5cm (1") with a 5cm (2") taper

FOOTPLATES				
FP12	<input type="checkbox"/>	Tubular open loop ¹		STD
FP13	<input type="checkbox"/>	Tubular with ABS cover		NC
FP31	<input type="checkbox"/>	Adjustable angle - Aluminum (<i>one piece</i>)		Upcharge
FP32	<input type="checkbox"/>	Newton adjustable angle - Carbon fiber (<i>one piece with rubber inserts</i>)		Upcharge
FP14	<input type="checkbox"/>	Flip back, adjustable angle aluminum		Upcharge
FP15	<input type="checkbox"/>	Flip back, adjustable angle carbon fiber		Upcharge
FR25	<input type="checkbox"/>	High mount with adjustable angle footplate (<i>Aluminum - one piece</i>)		Upcharge
FR26	<input type="checkbox"/>	High mount with adjustable angle footplate (<i>Carbon fiber with rubber inserts - one piece</i>)		Upcharge
FOOTPLATES ACCESSORIES				
FP16	<input type="checkbox"/>	5.08cm (2") riser (<i>only available with aluminum angle adjustable footplate</i>) ²		Upcharge
FP09	<input type="checkbox"/>	Calf strap		Upcharge
FP30	<input type="checkbox"/>	Bodypoint Aeromesh Padded calf strap		Upcharge

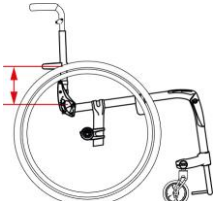
1 - Available on: all straight frames; 2,5cm (1") taper with seat width of 14" and greater; 5cm (2") taper with seat width of 16" and greater; 2 - Not available with high mount

Backrest											
FOLD DOWN BACKREST											
BC20	<input type="checkbox"/>	Locking backrest		STD							
BC21	<input type="checkbox"/>	Ultralight non locking backrest (not locking in upright and down position)		Upcharge							
FIXED HEIGHT, ADJUSTABLE ANGLE FOLD DOWN BACKREST (<i>Not available with push handles</i>)											
BC	<input type="checkbox"/>	Fixed height without push handle	(30) 22.8cm/9" <input type="checkbox"/>	(31) 24.1cm/9.5" <input type="checkbox"/>	(32) 25.4cm/10" <input type="checkbox"/>	(33) 26.7cm/10.5" <input type="checkbox"/>	(34) 27.9cm/11" <input type="checkbox"/>	NC			
		(35) 29.2cm/11.5" <input type="checkbox"/>	(36) 30.5cm/12" <input type="checkbox"/>	(37) 31.7cm/12.5" <input type="checkbox"/>	(38) 33cm/13" <input type="checkbox"/>	(39) 34.3cm/13.5" <input type="checkbox"/>	(40) 35.5cm/14" <input type="checkbox"/>		(41) 35.8cm/14.5" <input type="checkbox"/>		
		(42) 38.1cm/15" <input type="checkbox"/>	(43) 39.4cm/15.5" <input type="checkbox"/>	(44) 40.6cm/16" <input type="checkbox"/>	(45) 41.9cm/16.5" <input type="checkbox"/>	(46) 43.2cm/17" <input type="checkbox"/>	(47) 44.5cm/17.5" <input type="checkbox"/>		(48) 45.7cm/18" <input type="checkbox"/>		
		(49) 47cm/18.5" <input type="checkbox"/>	(50) 48.3/19" <input type="checkbox"/>	(51) 49.5cm/19.5" <input type="checkbox"/>	(52) 50.8cm/20" <input type="checkbox"/>	(53) 52.7cm/20.5" <input type="checkbox"/>	(54) 53.3cm/21" <input type="checkbox"/>				
HEIGHT AND ANGLE ADJUSTABLE FOLD DOWN BACKREST WITH PUSH HANDLE OPTIONS (<i>MUST select ONE push handle options</i>)											
BC	<input type="checkbox"/>	Straight back canes	(22) 22.8 - 30.5cm <input type="checkbox"/>	(23) 30.5 - 38.1cm <input type="checkbox"/>	(24) 38.1 - 45.7cm <input type="checkbox"/>	(25) 45.7 - 53.3cm <input type="checkbox"/>		NC			
Set height to: *		<i>(in increments of 1/2", measured from seat sling to top of back upholstery)</i> * If not indicated, default height setting is at the lowest position									
Select back cane angle: ¹		101° <input type="checkbox"/>	99° <input type="checkbox"/>	96° <input type="checkbox"/>	93° <input type="checkbox"/>	90° <input type="checkbox"/>	87° <input type="checkbox"/>	83° <input type="checkbox"/>	80° <input type="checkbox"/>		STD

1 - If not indicated default angle setting is at 93°

PUSH HANDLES OPTIONS (<i>ONE option at a time</i>)				
PH01	<input type="checkbox"/>	Push handles		STD
PH05	<input type="checkbox"/>	Fold down push handles		Upcharge
PH06-920	<input type="checkbox"/>	Clamp on height adjustable push handles 22.9-50.80cm (9 - 20") ¹		Upcharge
PH06-923	<input type="checkbox"/>	Clamp on height adjustable push handles 22.9-58.4cm (9 - 23") ¹		Upcharge
PH02	<input type="checkbox"/>	Omit push handles		NC

1 - Not compatible with swing away armrests;

BACKRESTS OPTIONS				
BC61	<input type="checkbox"/>	Depth adjustable back - 2.54cm (1") depth adjustment ^{1,4}		Upcharge
BC62	<input type="checkbox"/>	Depth adjustable back - 5.08cm (2") depth adjustment ^{2,4}		Upcharge
BC56	<input type="checkbox"/>	Depth adjustable back - 7.62cm (3") depth adjustment ^{3,4}		Upcharge
BC57	<input type="checkbox"/>	Standard 7.62cm (3") deep rigidizer bar		STD
BC55	<input type="checkbox"/>	Four inch deep Aluminum rigidizer bar		NC
BC88	<input type="checkbox"/>	Custom height rigidizer bar set at _____ (inches) <i>Measured from the top of the seat sling to the center of the rigidizer - standard height is 5,7" Lowest position is 4,25"</i>		Upcharge

If used in combination with WC-19: 1- Maximum depth of 19"; 2- Maximum depth of 18"; 3- Maximum depth of 17"; 4- Only compatible with WC-19 transit tie down **without** Q'Straint belt

BACK UPHOLSTERY				
BH03	<input type="checkbox"/>	Slip-on Syntech-Suede back upholstery		STD
BH04	<input type="checkbox"/>	Adjustable tension Syntech-Suede back upholstery		Upcharge
BH99	<input type="checkbox"/>	Omit Back upholstery		NC
SEAT CUSHION				
SC01	<input type="checkbox"/>	5.08cm (2") Cushion		Upcharge
SC02	<input type="checkbox"/>	7.62cm (3") Cushion		Upcharge
SC99	<input type="checkbox"/>	Omit seat cushion		STD

Rear wheels

REAR WHEELS						Available							
RW01	<input type="checkbox"/>	Mag ¹				20", 22" 24"	Upcharge						
RW02	<input type="checkbox"/>	Newton One - spoke wheel ²				20", 22" 24"	STD						
RW03	<input type="checkbox"/>	Newton Gravity - ultralight wheel				20", 22", 24", 25", 26"	Upcharge						
RW04	<input type="checkbox"/>	Spinergy Spox	Blk STD <input type="checkbox"/>	Wht ³ <input type="checkbox"/>	Blue ³ <input type="checkbox"/>	Red ³ <input type="checkbox"/>	Yel ³ <input type="checkbox"/>	22", 24", 25", 26"	Upcharge				
RW05	<input type="checkbox"/>	Spinergy LX	Blk STD <input type="checkbox"/>	Pur ³ <input type="checkbox"/>	Wht ³ <input type="checkbox"/>	Blue ³ <input type="checkbox"/>	Red ³ <input type="checkbox"/>	Yel ³ <input type="checkbox"/>	Pink ³ <input type="checkbox"/>	Grn ³ <input type="checkbox"/>	Org ³ <input type="checkbox"/>	22", 24", 25", 26"	Upcharge
RW07	<input type="checkbox"/>	Spinergy CLX ⁴	Blk STD <input type="checkbox"/>	Pur ³ <input type="checkbox"/>	Wht ³ <input type="checkbox"/>	Blue ³ <input type="checkbox"/>	Red ³ <input type="checkbox"/>	Yel ³ <input type="checkbox"/>	Pink ³ <input type="checkbox"/>	Grn ³ <input type="checkbox"/>	Org ³ <input type="checkbox"/>	24", 25"	Upcharge
TIRES						Available							
TI01	<input type="checkbox"/>	Soft Urethane 3.49cm (1 3/8")				20", 22" 24"	NC						
TI02	<input type="checkbox"/>	Soft Urethane knobby 3.49cm (1 3/8")				22", 24", 25", 26"	Upcharge						
TI04	<input type="checkbox"/>	Soft Urethane - Shox 2.54cm (1")				22", 24", 25", 26"	Upcharge						
TI05	<input type="checkbox"/>	Pneumatic 3.49cm (1 3/8")				20", 22", 24", 25", 26"	STD						
TI08	<input type="checkbox"/>	Pneumatic with Airless insert 3.49cm (1 3/8") ⁵				22", 24", 26"	Upcharge						
TI06	<input type="checkbox"/>	Pneumatic HP - 2.54cm (1")				20", 22", 24", 25", 26"	Upcharge						
TI07	<input type="checkbox"/>	Pneumatic HP - Puncture resistant, black 2.54cm (1")				24", 25", 26"	Upcharge						

1- Not compatible with HP tires; Only available with aluminum or plastic coated handrim in standard position; 2- Not compatible with Shox tires
 3- Colour spokes require an additional 10 days lead-time; 4- Only available with 1" tires; 5- Only available with Mag, Newton One and Newton Gravity rear wheels

Handrims

HANDRIM						Available		
HR01	<input type="checkbox"/>	Aluminum anodized				20", 22", 24", 25", 26"	STD	
HR61	<input type="checkbox"/>	Aluminum black hard anodized ²				20", 22", 24", 25"	Upcharge	
HR02	<input type="checkbox"/>	Plastic coated ¹				20", 22", 24", 25", 26"	Upcharge	
HR03	<input type="checkbox"/>	High friction coated ^{1,2}				22", 24", 25", 26"	Upcharge	
HR07 to HR18	<input type="checkbox"/>	Newton Air Grip ²	<i>See page 6 for the color selection and price</i>			20", 22", 24", 25", 26"	Upcharge	
HR28	<input type="checkbox"/>	Surge ^{1,2} (1 1/2" Oval handrim w/ Gripton high friction strip)				**Limited availability	22", 24", 25", 26"	Upcharge
HR05	<input type="checkbox"/>	Surge LT ^{1,2} (1 1/8" Oval handrim w/ Gripton high friction strip)				**Limited availability	22", 24", 25", 26"	Upcharge
HR04	<input type="checkbox"/>	Natural Fit ^{1,2}				**Limited availability	22", 24", 25", 26"	Upcharge
HR62	<input type="checkbox"/>	Tour H ^{1,2} (1 5/16" Oval handrim with high friction strip)					22", 24", 25", 26"	Upcharge
HR63	<input type="checkbox"/>	Nova H ^{1,2} (1 1/4" Oval handrim with high friction strip)					22", 24", 25", 26"	Upcharge
HR64	<input type="checkbox"/>	Optimum H ^{1,2} (1 1/8" heart-shaped handrim)					22", 24", 25", 26"	Upcharge
HR99	<input type="checkbox"/>	Omit handrim					NC	

1- Only standard and narrow handrim position. By default, the tab won't be cut with the narrow position; 2- Not available with Mag wheels

Handrims option

ASSEMBLY POSITION							
HR29	<input type="checkbox"/>	Standard Handrim position	Full tab				STD
HR030	<input type="checkbox"/>	Narrow Handrim position no cut	Full tab				NC
HR30	<input type="checkbox"/>	Narrow Handrim position with cut ³	Short tab 2 positions				Upcharge
HR31	<input type="checkbox"/>	Super Narrow Handrim ³	Short tab 2 positions STD <input type="checkbox"/>	Short tab 1 position <input type="checkbox"/>			Upcharge
THUMB PIECE SELECTION FOR NATURAL FIT, SURGE, SURGE LT HANDRIMS							
HR23	<input type="checkbox"/>	Standard grip				**Limited availability	Upcharge
HR27	<input type="checkbox"/>	Super grip				**Limited availability	Upcharge
HR099	<input type="checkbox"/>	Omit thumb piece					NC

3- Only available with Aluminum and Air Grip handrims;

AXLES							
AX01	<input type="checkbox"/>	Quick release axle					STD
AX03	<input type="checkbox"/>	Quad release axle					Upcharge

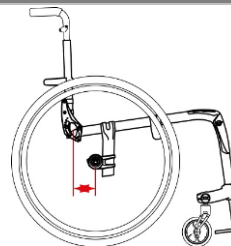
REAR WHEEL CAMBER							
CM00	<input type="checkbox"/>	0° camber					STD
CM02	<input type="checkbox"/>	2° camber					NC
CM04	<input type="checkbox"/>	4° camber					NC
CM06	<input type="checkbox"/>	6° camber					NC
CM08	<input type="checkbox"/>	8° camber					NC

CENTER OF GRAVITY

Specify the position of rear wheel axle plate:
 Measure distance from front of back post to center of axle receiver.

0 - 6" range	Set At: _____ (inches)
--------------	------------------------

If not indicated, default setting is at 2.5"
 Motion Composites will select the closest possible center of gravity (COG) if an issue arises with the COG



WHEEL LOCK					
WL08	<input type="checkbox"/>	Newton wheel lock - push to lock			STD
WL16		Aluminum push to lock with extension			Upcharge
WL04	<input type="checkbox"/>	Newton grade aid push to lock (suggested with pneumatic or high pressure tire)			Upcharge
WL13 WL14	<input type="checkbox"/>	6" removable extension handle			Upcharge
WL05	<input type="checkbox"/>	Scissors lock			Upcharge
WL99	<input type="checkbox"/>	Omit wheel locks			NC

Armrests

HEIGHT ADJUSTABLE "T" ARMREST ¹					
AR13-610	<input type="checkbox"/>	25.4cm (10") Desk Length armpad ³	15.25 - 25cm (6" - 10")		Upcharge
AR03-812	<input type="checkbox"/>	25.4cm (10") Desk Length armpad	20.32 - 30.48cm (8" - 12")		Upcharge
AR03-1014	<input type="checkbox"/>	25.4cm (10") Desk Length armpad	25.40 - 35.56cm (10" - 14")		Upcharge
AR14-610	<input type="checkbox"/>	35.56cm (14") Full Length armpad ³	15.25 - 25cm (6" - 10")		Upcharge
AR04-812	<input type="checkbox"/>	35.56cm (14") Full Length armpad	20.32 - 30.48cm (8" - 12")		Upcharge
AR04-1014	<input type="checkbox"/>	35.56cm (14") Full Length armpad	25.40 - 35.56cm (10" - 14")		Upcharge
HEIGHT ADJUSTABLE SWING AWAY ARMREST ²					
AR05	<input type="checkbox"/>	Tubular armrest - Short pad	20.32 - 27.94cm (8 - 11")		Upcharge
AR23	<input type="checkbox"/>	Tubular armrest - Long pad	20.32 - 27.94cm (8 - 11")		Upcharge
AR06	<input type="checkbox"/>	25.4cm (10") Desk Length flat armpad	20.32 - 27.94cm (8 - 11")		Upcharge
AR17	<input type="checkbox"/>	35.56cm (14") Full Length flat armpad	20.32 - 27.94cm (8 - 11")		Upcharge
AR99	<input type="checkbox"/>	Omit armrest			NC

1- May have 1/2" adjustment restriction on both limits of the range; 2- not available with the Ultralight non-locking backrest; 3- May have some restriction with seat-to-floor height and rear wheel

SIDE GUARDS (not available with "T" Armrest)					
SG01	<input type="checkbox"/>	Plastic side guards (removable)			Upcharge
SG03	<input type="checkbox"/>	Carbon fiber side guards (removable)			Upcharge
SG06	<input type="checkbox"/>	Plastic fender side guards - straight bracket (removable)			Upcharge
SG08	<input type="checkbox"/>	Plastic fender side guards - offset bracket (removable) ¹			Upcharge
SG04	<input type="checkbox"/>	Carbon fiber fender side guards (removable)			Upcharge
SG99	<input type="checkbox"/>	Omit side guards			NC
SIDE GUARDS OPTION					
SG07	<input type="checkbox"/>	Side guard clip (pair)			NC

1- only compatible with 0° and 2° camber; Increase distance between fender side guards by 1 1/8"









































POSITIONING BELT					
SB01-S	<input type="checkbox"/>	Velcro adjustable - Standard 88.9cm (35")			Upcharge
SB01-L	<input type="checkbox"/>	Velcro adjustable - Long 152.40cm (60")			Upcharge
SB02-S	<input type="checkbox"/>	Auto buckle - Standard 88.9cm (35")			Upcharge
SB02-L	<input type="checkbox"/>	Auto buckle - Long 152.40cm (60")			Upcharge
SB04-M	<input type="checkbox"/>	BodyPoint Hip Belt - 2 point not padded - Medium 142.24cm (56")			Upcharge
SB04-L	<input type="checkbox"/>	BodyPoint Hip Belt - 2 point not padded - Long 154.94cm (61")			Upcharge
SB05-S	<input type="checkbox"/>	BodyPoint Hip Belt - 2 point padded - Small 129.54cm (51")			Upcharge
SB05-M	<input type="checkbox"/>	BodyPoint Hip Belt - 2 point padded - Medium 142.24cm (56")			Upcharge
SB05-L	<input type="checkbox"/>	BodyPoint Hip Belt - 2 point padded - Long 154.94cm (61")			Upcharge
SB06-S	<input type="checkbox"/>	BodyPoint Hip Belt - 4 point padded - Small 129.54cm (51")			Upcharge
SB06-M	<input type="checkbox"/>	BodyPoint Hip Belt - 4 point padded - Medium 142.24cm (56")			Upcharge
SB06-L	<input type="checkbox"/>	BodyPoint Hip Belt - 4 point padded - Long 154.94cm (61")			Upcharge
SB03	<input type="checkbox"/>	Hardware attachment for 2 extra points (1 pair)			Upcharge
SB08-M	<input type="checkbox"/>	BodyPoint EVOFLEX® Positioning Belt Rehab latch and Band Clamps - Medium 73.66cm (18")			Upcharge
SB08-L	<input type="checkbox"/>	BodyPoint EVOFLEX® Positioning Belt Rehab latch and Band Clamps - Long 93.98cm (24")			Upcharge
SB99	<input type="checkbox"/>	Omit positioning belt			STD

ACCESSORIES

AC03	<input type="checkbox"/>	Anti-tippers			Upcharge
AC06	<input type="checkbox"/>	Cane and crutch holder	Left <input type="checkbox"/>	Right <input type="checkbox"/>	Upcharge
AC08	<input type="checkbox"/>	Spoke guards ¹	Available: 20", 22", 24", 26"		Upcharge
AC10	<input type="checkbox"/>	Seat pouch			Upcharge
AC30	<input type="checkbox"/>	Newton multi-purpose pouch			Upcharge
AC26	<input type="checkbox"/>	BodyPoint Mobility Bag			Upcharge
AC23	<input type="checkbox"/>	Newton Backpack			Upcharge
AC13	<input type="checkbox"/>	Tool kit			Upcharge
AC16	<input type="checkbox"/>	Motion Composites Polo Shirt	W/S <input type="checkbox"/>	W/M <input type="checkbox"/>	W/L <input type="checkbox"/>
			M/S <input type="checkbox"/>	M/M <input type="checkbox"/>	M/L <input type="checkbox"/>
				M/XL <input type="checkbox"/>	M/XXL <input type="checkbox"/>
					M/XXXL <input type="checkbox"/>

1- Not available with Mag wheels and Spinergy

Colors

Options ¹	Black	High Gloss Carbon Fiber	Sunkissed Orange	Burgundy	Sapphire Blue	Monster Green	Charcoal	Fuchsia	Steel Blue	Ferrari Red	Acid Green	Electric Purple	Caribbean Blue	White	Pink Pearl	Plum Purple	Sky Blue	Black Cherry	Khaki Green (matte)	Desert Sand (matte)		
																						
AirGrip	<input type="checkbox"/> Upcharge		<input type="checkbox"/>	<input type="checkbox"/>	<input type="checkbox"/>	<input type="checkbox"/>	<input type="checkbox"/>	<input type="checkbox"/>	<input type="checkbox"/>	<input type="checkbox"/>	<input type="checkbox"/>	<input type="checkbox"/>	<input type="checkbox"/>	<input type="checkbox"/>	<input type="checkbox"/>	<input type="checkbox"/>	<input type="checkbox"/>	<input type="checkbox"/>	<input type="checkbox"/>	<input type="checkbox"/>	<input type="checkbox"/>	Upcharge
Carbon Fiber Frame		<input type="checkbox"/>	<input type="checkbox"/>	<input type="checkbox"/>	<input type="checkbox"/>	<input type="checkbox"/>	<input type="checkbox"/>	<input type="checkbox"/>	<input type="checkbox"/>	<input type="checkbox"/>	<input type="checkbox"/>	<input type="checkbox"/>	<input type="checkbox"/>	<input type="checkbox"/>	<input type="checkbox"/>	<input type="checkbox"/>	<input type="checkbox"/>	<input type="checkbox"/>	<input type="checkbox"/>	<input type="checkbox"/>	<input type="checkbox"/>	NC
Camber Tube ²	<input type="checkbox"/> NC		<input type="checkbox"/>	<input type="checkbox"/>	<input type="checkbox"/>	<input type="checkbox"/>	<input type="checkbox"/>	<input type="checkbox"/>	<input type="checkbox"/>	<input type="checkbox"/>	<input type="checkbox"/>	<input type="checkbox"/>	<input type="checkbox"/>	<input type="checkbox"/>	<input type="checkbox"/>	<input type="checkbox"/>	<input type="checkbox"/>	<input type="checkbox"/>	<input type="checkbox"/>	<input type="checkbox"/>	<input type="checkbox"/>	Upcharge
																						
Highlight ³	<input type="checkbox"/>		<input type="checkbox"/>					<input type="checkbox"/>		<input type="checkbox"/>				<input type="checkbox"/>								NC
FC99 ²	<input type="checkbox"/>	Custom Color	Specify PPG Paintit color:																	<i>additional 10 days lead-time</i>	Upcharge	

¹- Finish between Airgrip and frame might be different; ²- only available with carbon fiber upgrade ³- To see different highlight, visit our website: https://www.motioncomposites.com/en_intl/products/riqid-wheelchairs/apex-c

Notes :