

Pelvi-Loc Hip Belt



HIP BELT

Distributed by
medifab

SCRIPTING AND ORDERING GUIDE

Client Details

Client/User Name:		Notes
Date:		
NDIS/Funding:		

BUILD CODE FOR PELVI-LOC HIP BELT

1 4 3 0 - 6 3 [] [] - [] 2 []

Shape/Mounting

- Basic/Solid 5
- Basic/Webbing 6
- Active/Solid 7
- Active/Webbing 8

Size

- X-Small 0
- Small 1
- Medium 2
- Large 3

Comfort Option





- Standard 0
- Integrated Pudge 2

Removeable pudge padding also available

Buckle Option

- Standard Compact 4
- Easy 5

Style & Mount Options

Active with Webbing Mount		Active with Solid Mount	
<p>Active style has large pads, providing more surface area over thighs & has front padded cover over buckles. Suited for sport players. Webbing mount loops through standard fixings or attach via mounting kit to the seat canes. Most common mount option.</p> <p>1430-638X-02X</p>		<p>Active style has large pads, providing more surface area over thighs & has front padded cover over buckles. Suited for sport players. Solid mount bolts to chair for heavy thrusting clients or active sports players to prevent movement.</p> <p>1430-637X-02X</p>	
Basic Shape with Webbing Mount		Basic Shape with Solid Mount	
<p>Basic style has exposed buckles and slim pad, suited for all wheelchairs including manual and power chairs. Webbing mount loops through standard fixings or attach via mounting kit to the seat canes. Most common mount option.</p> <p>1430-636X-X2X</p>		<p>Basic style has exposed buckles and slim pad, suited for all wheelchairs including manual and power chairs. Solid mount bolts to chair for heavy thrusting clients or active sports players to prevent movement.</p> <p>1430-635X-X2X</p>	

Size Options

Padding Dimensions	X-Small	Small	Medium	Large
Code	1430-63X0-X2X	1430-63X1-X2X	1430-63X2-X2X	1430-63X3-X2X
Choose size in relation to the wheelchair	To fit wheelchair width 6"- 9"	To fit wheelchair width 8"- 12"	To fit wheelchair width 12"- 16"	To fit wheelchair width 14"- 18"
Basic Shape	18 x 7cm	21 x 8cm	25.5 x 8cm	26.5 x 8.5cm
Active Shape	17.5 x 9cm	20 x 11cm	23 x 13cm	25.5 x 14cm



Comfort Options

Padding upgrades consist of a Gel-foam (Pudgee) covered with thin neoprene. These provide extra comfort e.g. for users with sensitive skin, or when there is risk of friction discomfort.





Integrated Comfort Pad

Complete belts are coded and available with integrated (sewn on) padding in the Basic shape range only: (See removable comfort pads for Active shape)

Webbing Mount	Solid Mount
	
X-Small - 1430-6360-22X	X-Small - 1430-6350-22X
Small - 1430-6361-22X	Small - 1430-6351-22X
Medium - 1430-6362-22X	Medium - 1430-6352-22X
Large - 1430-6363-22X	Large - 1430-6353-22X

Buckle Options

Compact Buckle	Easy Buckle
Low profile use. Most commonly used buckle.	Easily opened for those with limited hand function
1430-63XX-X24	1430-63XX-X25
	

Removable Comfort Pad (Accessory)

Removable padding accessory

Removable pudgee foam padding accessory - these are a simple accessory that can be individually purchased to add comfort either when you purchase a belt or when you need to add comfort to an existing belt. This is the only padding option for active shape belts.



Basic Shape

These will attach to either the solid or webbing mount basic shape belts (not compatible with integrated padding).

X-Small - 1430-6360-334

Small - 1430-6361-334

Medium - 1430-6362-334

Large - 1430-6363-334

Active Shape

These will attach to either the solid or webbing mount active shape belts.

X-Small - 1430-6370-334

Small - 1430-6371-334

Medium - 1430-6372-334

Large - 1430-6373-334

Notes

Notes

medifab

Distributed by Medifab Ltd

22 Detroit Drive
Rolleston 7675
New Zealand

0800 543 343

solutions@medifab.com

medifab.com



DISTRIBUTED BY:

Script: Pelvi-Loc_20230831