

medifab®

Shaping Better Lives



NEW ZEALAND
CLINICAL EQUIPMENT
SOLUTIONS

MEDIFAB.CO.NZ





Our vision is to
make a positive
difference to
people living
with disabilities.

Contents

Shaping Better Lives	04	Standing Aids	62
Strollers	10	Jenx Monkey Stander	66
BINGO Evo Mini Stroller	14	Jenx Prone Stander	67
BINGO Evo Stroller	16	Dandy Stander	68
BINGO Spex Stroller	18	Jenx Standz	69
Pixi Stroller	22	Jenx Multistander	70
Duro Stroller	23	Jenx Multistander Abduction	71
Kool Stride Sports Buggy	24	Ella Stander	72
Endeavour Stroller	25	Jenx Supine Stander	73
Indoor Seating	26	Walking Aids	74
Jenx Corner Seat	30	Flux Walker	77
Jenx Junior +	31	Grillo Gait Trainer	78
Jenx Atom	32	Bathroom	80
Gravity Chair	34	Sharky Bathroom Chair	84
Cobra Base	35	Sleep	87
Therapy	36	Sleep Systems	89
Jenx Therapy Bench & Jenx Nursery Table	38	Safe Surround Genie Bed	90
Jenx Rolls & Wedges	39	Safe Surround Plus Bed	91
Jenx Ziggy	40	Product Index	92
Acheeva Learning Station	41		
Vehicle Seating	42		
Hero Car Seat	46		
Starlight Car Seat	47		
Ipai Car Seat	48		
Kidsflex Car Seat	49		
Carrot 3000 Car Seat	50		
Carrot XL Car Seat	52		
Houdini Harnesses	58		
Secure-Fix Vehicle Harness	60		
Walking Rein	61		

Key



Therapists Normally Choose



Order Me In



Script To Suit

medifab

Shaping better lives since 1990.

Grown from small beginnings, the Medifab story is driven by a single-minded purpose – to bring comfort and functionality to people living with disabilities.

We design and manufacture specialist seating and high-quality clinical equipment for children and adults with complex medical needs. Established in 1990 with a genuine passion to help, we innovate to create break-through technologies, so our clients can manage their daily physical and cognitive challenges with the dignity they deserve.

Working closely with therapists, carers and clients, our customer-focussed approach and 'whatever it takes' attitude is at the heart of everything we do. And now, as a leading manufacturer and supplier of high-quality clinical equipment, we continue to push boundaries and adapt our solutions so we can shape better lives in Australia.

A culture of going “the extra smile”.

We are driven by a single-minded purpose – to bring comfort and functionality to people living with disabilities. Every day, we work towards our mission: **'shaping better lives'**. And our values underpin everything we do.



Our company values

- L LOYALTY**
We're committed to the company, team and every one of our customers.
- I INTEGRITY**
We uphold the strongest moral and ethical principles every day.
- V VICTORY**
We achieve and succeed in everything we do.
- E ENTHUSIASM**
We're passionate about shaping better lives.
- S SOLUTIONS**
We're creative, forward thinking solution-finders.

At Medifab, we specialise in comfort and functionality for those living with disabilities and medical conditions in simpler terms, we 'shape better lives'. You may wonder how we do it. We also specialise in Complex Rehabilitation Technology (CRT) equipment and this enables us to make a positive difference. We understand that the best way to implement lasting change is to provide individuals with the equipment they need to stay active, comfortable and functional within their homes and communities. With knowledgeable staff and maximising the latest innovations, our breakthrough CRT products play a critical role in helping those less able to tackle their daily physical and functional challenges with comfort and ease.

Our world-leading equipment includes strollers and pushchairs, indoor seating, car seats and harnesses, standing and walking aids, beds, sleep systems, and therapy equipment.



Our support network



Fast delivery of world-leading equipment

We are a trusted stockist for many global brands, and our dedicated team of logistics staff, procurement managers and supply chain specialists facilitated by our quality and regulatory team ensure timely supply to the highest industry standards. This allows us to support Australians living with disabilities with fast supply through our well-established support network of 40+ distributors. We also supply New Zealand through our home base, warehouses and clinics.



Our expert knowledge base

We realise that if we want to improve the lives of people living with disabilities and medical conditions, we must share our knowledge with other health professionals. We do just that at conferences, workshops and training events around the world. This is facilitated through the Medifab Professional Development Academy or by partnering with one of our distributors.



Joana Santiago, BSc OT
Head of Clinical Education

Led by our Australian-based Clinical Educator, Joana Santiago, our knowledge base gives carers, medical professionals and therapists the information and tools they need to improve their patients' lives. An Occupational Therapist with experience working in five different countries, Joana has a comprehensive understanding of postural management and how it can influence everyday functionality and health.



Jamie Cockle
Paediatric Clinical Educator

Trained physiotherapist, Jamie Cockle is our Paediatric Clinical Educator and Seating and Positioning Specialist. He provides dedicated training and support for therapists, product specialists and families, helping them to understand the key principles behind Medifab's range of paediatric equipment.



Encouraging
independence
and individuality



Wheelchair Catalogue



Do you have this resource?
Email solutions@medifab.com to request a copy

Freedom to explore



Strollers



Our mission is to enable parents to lead a dynamic, fun and active lifestyle. Gain peace of mind knowing your child's special needs are cared for with clinical and ergonomic support for the best start in life!

Strollers

BINGO Evo Mini Stroller	14
BINGO Evo Stroller	16
BINGO Spex Stroller	18
Pixi Stroller	22
Duro Stroller	23
Kool Stride Sports Buggy	24
Endeavour Stroller	25

Stroller Comparison Chart



Specifications	BINGO MINI	BINGO EVO			BINGO SPEX	
		Size 1	Size 2	Size 3	Size 1	Size 2
Description	Ultimate early intervention seating with smart outdoors stroller	Versatile and modular buggy system for basic needs, up to critical care users.			A smart-looking stroller with superior postural support, that enables parents to take their child outside and explore!	
APPROX AGE OF USER*	4mths-4yrs	1-5yrs	3-12yrs	8-15yrs	2-5yrs	3-7yrs
MAX LOAD (kg)	25	50			Seat: 50	Mobility Base: 60
SEAT DEPTH (cm)	12-27	16-34	22-40	27-45	18-30	23-38
SEAT WIDTH (cm)	13-25	18-30	23-35	23-35	17-28	22-33
SHOULDER HEIGHT (cm)	25.5-39.5	28-46	34-55	42-63	36-44	40-48
FOOTPLATE HEIGHT RANGE (cm)	16-34	16-37	16-40	16-40	25-40	25-45
FRONT/REAR FACING	Both	Both			Both	
INDOOR FRAME OPTIONS	✓	✓			✓	
APPROX PRODUCT WEIGHT (kg)	Seat: 7.5 Buggy: 17.5 (total)	15	16.1	18	29	30
TILT IN SPACE	45°	45°			45°	
RECLINE	80°-180° in 10° steps	90°-160°			90°-160°	
FOOTPLATE ELEVATION	✓	✓			✓	
GROWTH ADJUST SEAT	✓	✓			✓	
SWIVEL FRONT WHEELS	✓	✓			✓	
ACTIVITY TRAY	✓	✓			✓	
SUN CANOPY	✓	✓			✓	
RAIN SHIELD	✓	✓			✓	
BASKET STORAGE	✓	✓			✓	
POSTURAL SUPPORT LEVEL	Mod./Complex	Mod./Complex			Complex	
TYRE SOLID / PNEUMATIC	Solid	Solid			Solid	
TRANSPORT APPROVED	✓	✓			✓	

* Indicator only, for accurate product selection client measurements are the best guide.



PIXI		DURO STROLLER		KOOL STRIDE	ENDEAVOUR		
Size 1	Size 2	Size 1	Size 2		Size 2	Size 3	Size 4
Light and nimble buggy with comfortable rigid seating. Child can step on footplate to self-transfer.		Configurable stroller for everyday challenges, with great range of support and positioning accessories.		Go off road and beyond!	A robust outdoor stroller solution for larger users up to 113kg.		
3-7yrs	6-14yrs	3-12yrs	8-15yrs	8 - 21yrs	11yrs	14yrs	teenager - larger adult
35	50	75		70	68	91	113
25 (30 extd.)	35 (40 extd.)	26-40	35-45	30	38	38	46
28	32	23-34	28-39	43	38	46	53
28	45-55	32-40	42-62	60	30-58	38-66	43-74
28	18-35	20-40	20-42	45	38-56	38-61	43-61
Front		Front		Front	Front		
✗		✗		✗	✗		
12.5	15	19.2	21	15	15	16.1	18
✗		16° or 20°		✗	✗		
90°-125°		78-120°		✗	30°-90°		
✗		✓		✗	✓		
5cm growth bracket		✓		✗	✗		
✓		✓		✗	✓		
✓		✓		✗	✗		
✓		✓		✓	✓		
✓		✓		✓	✓		
✓		✓		✓	✓		
Mod./Complex		Mod./Complex		Mild	Mild/Mod.		
Combination		Solid		Pneumatic	Pneumatic		
✓		✓		✗	✗		

Medifab is as diligent as possible in compiling this information. Medifab does not guarantee the correctness and completeness of the information provided. Equally, Medifab does not guarantee that this information is up to date. For questions concerning our products, their specifications and their utilisation please refer to the instruction manual and/or a product consultant of Medifab. Product specifications are subject to change without notice.

BINGO Evo Mini Stroller

Medifab's newest early intervention special needs stroller with a wide range of accessories and options to meet many requirements.

Specialised Early Intervention Tilt-in-space Stroller



Adjustable seat unit
Seat depth and width, backrest height and lower leg length

Ergonomic,
height-adjustable push handle

Individual upholstery
Removable seat, back, head and laterals cushions allow easy customisation


Multi-directional suspension protects the child by absorbing ground bumps, and is effective off road or on rough terrain

Stepless seat depth adjustment

Sun canopy option available to allow parents and caregivers to still get out and about!

Mini Package Includes:

Removable seat, matte black mobility base with swivel front black mag wheels and solid tyres, tie-downs, hip guides, basket, adjustable suspension, sun canopy, receiver for supports & footplate.



Colour Options:



Turquoise (-339) Pink (-340) Red (-345)

Size	Code	Seat Load Capacity	Push Handle Height	Overall Width	Seat Depth	Seat Width	Backrest Recline	Shoulder Height	Footplate Height	Overall Weight	Indoor Base Seat Height	Indoor Base Footprint
0	2880-0008-000	25 kg	75-110 cm	63 cm	12-27 cm	13-25 cm	80-180°	25.5-39.5 cm	16-34 cm	17.6 kg	27-67.5*	61cm (W) x 71cm (L)

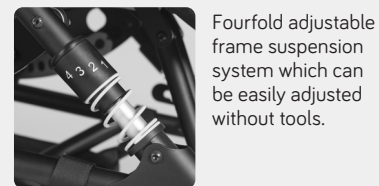
* Depending on size of castors

ONE SEAT. TWO BASE OPTIONS

Indoor Cobra base option available. Height adjustable while the user is seated.



ADAPTIVE SUSPENSION SYSTEM




Fourfold adjustable frame suspension system which can be easily adjusted without tools.

TILT-IN-SPACE

The special construction of the tilt mechanism allows a 45° tilt of the seat unit without compromising the overall stability.



COMPACT FOLDED SIZE

























Easier to store in a car boot! The innovative folding mechanism can be released easily on the push bar.

BACK SUPPORT RECLINE

The operating elements of the tilt & backrest recline are positioned centrally and allow an easy and secure handling.



Accessories

<p>Head Support Pads 0: 2880-4470-323</p> 	<p>Std Lateral Support 0: 2880-3009-323 Pressure-relief upgrade 2880-3846-400</p> 	<p>Occipital Head Support Spacer: 2010-4101-099 Wipe Down: 2010-4101-209</p> 	<p>Std Lateral Head Support Spacer: 2010-4201-099 Wipe Down: 2010-4201-209</p> 	<p>Ext Lateral Head Support Spacer: 2010-4301-099 Wipe Down: 2010-4301-209</p> 
<p>Upholstery pressure-relief foam upgrades Seat: 2880-0391-000 Back: 2880-2392-000</p> 	<p>Seat options Sacral Support: 2020-2510-060</p> 	<p>Seat options Thigh Wedge: 2006-0505-000</p> 	<p>Seat options Trochanter Wedges: 2006-0660-000</p> 	<p>Abductor Pommel 1: 2880-1651-323</p> 
<p>Footplate Spacer 2880-5321-000</p> 	<p>Neoprene Footplate Cover 2880-5305-000</p> 	<p>Ankle Foot Fast 2880-6101-000</p> 	<p>Therapy Tray Can't be used with grab rail 1: 2880-7111-000 Infill: 2880-7180-000</p> 	<p>Grab Rail Can't be used with tray 2880-7250-323</p> 
<p>Oxygen Bottle Holder: 2880-8253-000</p> 	<p>Chassis Mount Tray 2880-8058-000</p> 	<p>Swivel Lock: 2880-8440-000</p> 	<p>Accessory Bag Handle-bar strap system 2880-8012-099</p> 	<p>Hand Strap: For AS/NZS 3696.19 2005-6930-000</p> 
<p>Cobra Indoor Base 0: 2880-8740-000</p> 	<p>Spex 5-Point Harness: 2006-6551-000</p> 	<p>IV Pole: 2880-8275-000</p> 		

BINGO Evo Stroller

Special needs seating packed with many features, including a wide range of accessories and options to meet many requirements.

Modular seating & positioning stroller



Adjustable seat unit
Seat depth and width, backrest height and lower leg length

Ergonomic,
height-adjustable
push handle

Individual upholstery
Removable seat, back, head and laterals cushions allow easy customisation


Sun canopy option available to allow parents and caregivers to still get out and about!

Multi-directional suspension **protects the child** by absorbing ground bumps, and is effective off road or on rough terrain

Stepless
seat depth adjustment

Evo Package Includes:

Removable seat, matte black mobility base with swivel front black mag wheels and solid tyres, tie-downs, hip guides, basket, adjustable suspension, 3 sided footplate, and rain shield.



Colour Options:



Size	Code	Seat Load Capacity	Overall Length	Overall Width	Seat Depth	Seat Width	Backrest Recline	Shoulder Height	Footplate Height	Overall Weight	Indoor Base Seat Height	Indoor Base Footprint
1	2881-0009	50 kg	92 cm	63 cm	16-34 cm	18-30 cm	90-160°	28-46 cm	16-37 cm	15 kg	27-67.5*	61cm (W) x 71cm (L)
2	2882-0009			68 cm	22-40 cm	23-35 cm	90-160°	34-55 cm	16-40 cm	16.1 kg		
3	2883-0001			68 cm	27-45 cm	23-35 cm	90-135°	42-63 cm	16-40 cm	18 kg		

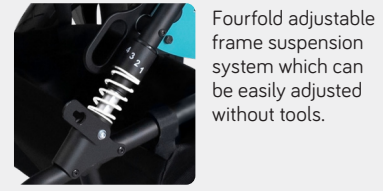
* Depending on size of castors

ONE SEAT. TWO BASE OPTIONS

Indoor Cobra base option available. Height adjustable while the user is seated.



ADAPTIVE SUSPENSION SYSTEM



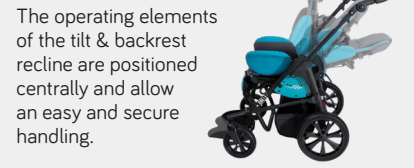
TILT-IN-SPACE
























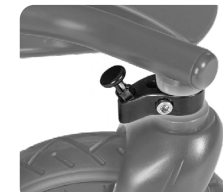


COMPACT FOLDED SIZE



BACK SUPPORT RECLINE



Accessories

<p>Head Support Pads 1: 2880-4461-000 2: 2880-4462-000</p> 	<p>Head Support Speakers 2880-8330-000 (Head support pads required)</p> 	<p>Occipital Head Support Spacer: 2010-4101-099 Wipe Down: 2010-4101-209</p> 	<p>Std Lateral Head Support Spacer: 2010-4201-099 Wipe Down: 2010-4201-209</p> 	<p>Ext Lateral Head Support Spacer: 2010-4301-099 Wipe Down: 2010-4301-209</p> 
<p>Std Lateral Support 1: 2880-3010-000 2: 2880-3020-000 3: 2880-3030-000</p> 	<p>Contoured Lateral Support: 2006-3030-099 Teardrop Lateral Support: 2006-3110-099</p> 	<p>Additional Padding Sacral Support: 2020-2510-060 Thigh Wedge: 2006-0505-000</p> 	<p>Abductor Pommel 1: 2880-1651-000 2: 2880-1652-000 3: 2880-1653-000</p> 	<p>Chest Shoulder Harness 1: 2880-6751-000 2: 2880-6752-000 3: 2880-6753-000</p> 
<p>Spex Centrepoint Harness XS: 2006-6660-017 S: 1409-6661-017</p> 	<p>5-Point Harness: 2880-6511-000</p> 	<p>Spex Hip Belt 2-Point: 2006-6251-017 4-Point: 1406-6420-027</p> 	<p>Groin Strap 1: 2880-6361-000 2-3: 2880-6362-000</p> 	<p>Footplate Spacer 4cm thick 1: 2880-5321-000 2: 2880-5322-000</p> 
<p>Ankle Foot Fast 1: 2880-6101-000 2: 2880-6102-000</p> 	<p>Therapy Tray 1: 2880-7111-000 2-3: 2880-7112-000 Infill: 2880-7180-000</p> 	<p>Grab Rail 1: 2880-1651-000 2-3: 2880-1652-000</p> 	<p>IV Pole: 2880-8275-000</p> 	<p>Oxygen Bottle Holder: 2880-8253-000</p> 
<p>Chassis Mount Tray 1: 2880-8058-000 2: 2880-8059-000</p> 	<p>Swivel Lock: 2880-8440-000</p> 	<p>Sun Canopy: 2880-7500-000</p> 	<p>Cobra Indoor Base 1: 2880-8711-000 2: 2880-8721-000</p> 	

spex | BINGO Stroller

A breakthrough in rehabilitative stroller seating.

The BINGO Spex Stroller provides a solution for paediatrics that has never been seen before. For children with positioning needs where a stroller is the preferred option for the family, the BINGO Spex Stroller provides an optimum seating support designed to accommodate even the most challenging requirements!



Create clinical solutions with Spex cushion and back support system.



ALLOWANCE FOR HIP/THIGH FLEXION AND PRE-ISCHIAL SUPPORT

A good pelvic foundation is paramount to assist in slowing, or even preventing pelvic and spinal asymmetries. Therefore, the cushion adjusts to correct or accommodate the child's pelvic and thigh needs.

SPEX POSITIONING CUSHION BASE

Strategic positioning pads can be added or removed from underneath the cushion to allow for different contours and shapes. This way we can meet the client's posture requirements present today; and readjust them in the future.

PELVIC OBLIQUITY BUILD-UP

Pelvic obliquity build-up can be achieved and easily adjusted on the cushion ischial well. Its adjustable pre-ischial area can be conformed on-the-spot for greater or lesser anti-thrust needs.



CREATE INSTANT SHAPE

Back support shaping allows for accommodation or correction of trunk spinal deformities, that will ultimately be supported through multi-adjustable lateral supports and anterior chest harnesses.



SPEX CONTOURING SYSTEM

Pockets behind the back-foam inner create a modular and adjustable solution for changing the contour to suit different user shapes and posture needs.



ASYMMETRICAL CONTOURING


Back support adjustable shaping can be easily adapted to meet common spinal deformities, such as Scoliosis, Lordosis, Kyphosis.

spex | BINGO Stroller

A smart-looking stroller that enables parents to take their child outside and explore! (A sun canopy is included in the package.)



Adjustable suspension system.



COMFI HEAD SUPPORT

Ultimate comfort and positioning for the head with inbuilt lateral and occipital support. 2 styles available: standard lateral and extended lateral (shown).
Standard 2885-4241-XXX
Extended 2885-4341-XXX



Adjustable recline, seat tilt & elevating footplate.

Superior comfort and style

With a wide range of coloured seating options to choose from, the BINGO Spex Stroller offers a colour to suit any style. Stand out from the crowd in with our Chilli red or look pretty in pink with the Calypso.



OCEAN
-060



MANGO
-030



GRANITE
-090



CHILLI
-022



CALYPSO
-028

BINGO SPEX STROLLER TECHNOLOGY

- Spex cushion
- Spex back support
- Axial lateral supports
- Forearm supports

FRAME AND SEAT FEATURES

- BINGO OT mobility base in matte black
- Open footrest platform
- Tray table
- Elevating legrest allowing for contractures 85°-160°
- Sun canopy
- Basket
- Transport tie-downs

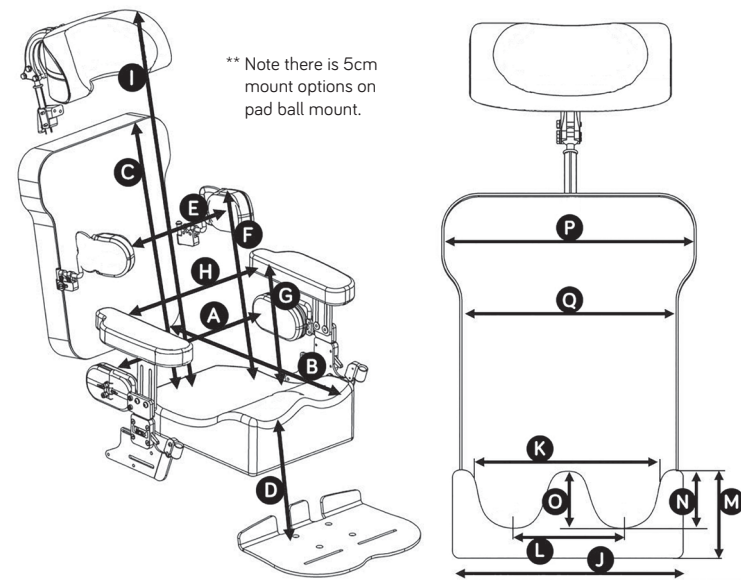
OPTIONS

- Hip belt positioning
- Shoulder harnesses
- Comfi head supports
- Oxygen bottle holder
- IV pole
- Weather gear
- Ventilator tray for respiratory equipment
- Feet sandals
- Height-adjustable indoor base
- Axial Pelvic Supports

spex | BINGO Stroller User measurements

BINGO Spex Stroller Size		Size 1		Size 2	
BINGO Spex Stroller Order Code		2885-0031-032		2885-0032-032	
Seating specs	A Hip width	17-28cm (6.5-11")		22-33cm (8.5-13")	
	B Seat depth	18-23cm (7-9") 1.1 Cushion	23-30cm (9-12") 1.2 Cushion	23-33cm (9-13") 2.1 Cushion	28-38cm (11-15") 2.2 Cushion
	C Back height	36-44cm (14-17")		40-48cm (16-19")	
	D Lower leg length*	25-40cm (10-16")		25-45cm (10-18")	
	E Trunk lateral width	12-28cm (5-11")		15-30cm (6-12")	
	F Trunk lateral height	15-34cm (6-13.5")		17-40cm (6.5-16")	
	G Arm support height	15-22cm (6-8.5")		15-22cm (6-8.5")	
	H Internal arm support width	20-32cm (8-13")		28-38cm (11-15")	
	I Head support height	45-65cm (18-25.5")		50-70cm (20-28")	
	J Cushion total width	33cm (13") Size 1.1	33cm (13") Size 1.2	38cm (15") Size 2.1	38cm (15") Size 2.2
	K Internal cushion width	23cm (9") Size 1.1	28cm (11") Size 1.2	28cm (11") Size 2.1	33cm (13") Size 2.2
	L Centre of thigh contours	15cm (6") Size 1.1	17cm (6.5") Size 1.2	18cm (7") Size 2.1	20cm (8") Size 2.2
	M Cushion side height	14cm (5.5")		14cm (5.5")	
	N Thigh contour height	9cm (3.5")		9cm (3.5")	
O Abductor contour height	5cm (2")		5cm (2")		
P Back cushion width	33cm (13")		38cm (15")		
Q Trunk cushion width	26cm (10")		30cm (12")		
Stroller specs	Frame seat depth capacity	18-30cm (7-12")		20-38cm (8-15")	
	Frame back height capacity	36-46cm (14-18")		41-55cm (16-22")	
	Backrest recline angle	90-160°			
	Height of push bar	75-110cm (29.5-43")			
	Overall frame width	63cm (25")		68cm (27")	
Max load of seat unit		50kg (110lb) (body weight including other load)			
Base frame capacity		60kg (132lb)			

Stroller Package includes matte black frame with tie downs, 3 kg fabric basket, tray table, and sun canopy.



spex | BINGO Stroller Adjustable seating and stroller



Cobra height-adjustable indoor base. The seat easily transfers into the Cobra for feeding and activity times. Tilt setting can still be adjusted.
Size 1: 2880-8711-000
Size 2: 2880-8721-000



Seat in forward facing direction.



Seat in rear facing direction.

Rehabilitative care improves with innovative Spex seating.



AXIAL PELVIC SUPPORTS

Multi-adjustable pelvic supports can orientate in width and angle for optimum pelvic control. These pads are mounted to the quick-release hardware meaning transfers are easy.
Size 1: 2885-1111-000
Size 2: 2885-1112-000



SPEX BACK SUPPORT

Comfortable pressure-reducing back support with contouring cell system to permit a personal contour for bony prominences, scoliosis and other asymmetrical back postures.
Size 1: 2885-2012-0XX
Size 2: 2885-2014-0XX



SPEX SUPERHIGH CUSHION

Specially designed for a young child who has moderate to high positioning requirements. Spex Superhigh offers optimal adduction and abduction contours to effectively position the pelvis and legs. Spex positioning technology allows further adjustment for pelvic obliquity, hip flexion and other clinical requirements.
1.1: 2885-0610-0XX **1.2:** 2885-0611-0XX
2.1: 2885-0612-0XX **2.2:** 2885-0613-0XX



AXIAL LATERAL TRUNK SUPPORTS

Comfortable lateral supports that are width, depth and multiple angle adjustable. Patented mechanically rotational system allows the lateral pad to rotate to correctly align to the user's trunk. Swing-away hardware make it easy for carers to transfer the child in and out.
Narrow: 2885-3410-291
Broad: 2885-3431-291



FOREARM SUPPORTS

Comfortable, padded forearm supports on quick-release hardware make transfers easy for the carers.
Size 1: 2885-5621-291
Size 2: 2885-5622-291



FEET POSITIONING SANDALS

Straps can be fixed in a variety of ways to achieve the most appropriate support for each child. Independently adjustable to exactly accommodate the optimum foot position.
Sandals: 2885-6081-000
Sandal Raising Blocks: 2885-6091-000

Pixi Stroller

An attractive, lightweight stroller with rigid seating shell construction.

Outstanding stability & quick, easy folding



Easy kerb navigation
Handle bar which extends over rear axle

Back support recline allows the child to sleep or relax

Easy rear wheel brake system

Manoeuvrable!
Great stroller to push, with ball bearing castors to easily navigate shopping malls and more

Robust, sturdy design for excellent reliability

Unique step-up footplate with strong design that won't tip stroller up when the child climbs in

Configure for postural support

- Small vest harness 1409-6611-017
- Pre-ischial support 2560-0500-070
- Sacral support pad 2560-2500-046
- Scapula support wedge 2560-2700
- Back support infill spacer 2560-2800-032
- Footplate spacer block 2560-5301
- Padded ankle straps 2560-6101-017

Configure for behaviour issues

- Anti-escape hip belt 1405-6211-026
- Pen-release hip belt 1405-6211-025
- Anti-escape tee-pad harness configuration 2560-6556-026



User can self-transfer with unique 'step-up' footplate, to save caregivers from lifting them into the buggy.

Parents feel great with this smart design.

Quickly folds down to a compact size to place in a vehicle boot. Easy 'lift-to-fold' catches.

Size	Code	Approx Age Of Child	Approx Weight Of Child	Seat Depth	Seat Width	Shoulder Height	Footplate Height	Approx Stroller Weight
1	2563-0003-191	3 - 7 yrs	35kg	25 or 30 cm	28 cm	36 - 45 cm	18 - 30 cm	12.5 kg
2	2566-0003-191	6 - 14 yrs	50kg	35 or 40 cm	32 cm	45 - 55 cm	18 - 35 cm	15 kg

ACCESSORIES

Standard package includes: Stroller with plush wipeable upholstery, sun canopy and step-up footplate.

Basket
1 2560-8011-017
2 2560-8012-017

Chest Strap complete with lateral pads
1 2560-6801-090
2 2560-6802-090

Tray Table
1 2560-7120-013
2 2560-7130-013

Lateral Head Support
Standard 2560-4200-966
Extended 2560-4300-966

5 Point Harness
2560-6511-000

Abduction Pommel
2560-1501-000

Rain Shield Cover
2560-7601-010

UV Shade Cover
2560-7701-010

Grab Rail
1 2560-7253-299
2 2560-7254-299

Tie-Downs
2560-8501-021

Duro Stroller

Whether navigating city footpaths or the outdoors terrain, Duro is a stable stroller solution with a great range of support and positioning accessories that will enable you to embrace the outdoors.

Configurable rehab stroller for everyday challenges



Extremely agile with **great manoeuvring** due to compact mobility base

Adjustable back angle


Select required **seat angle**

Adjustable knee angle

Generous **growth capacity** provides long-term use for growing users

Individually customisable to suit requirements, with proven accessories from the **BINGO Evo Stroller**

Very stable stroller option



Super compact folding makes the Duro easy to transport and stow in the boot of your car!

Reclining back support means you can relax back in the Duro when being out and about gets tiring!

Colour options: (Upholstery must be selected in addition to Stroller)

Turquoise
Size 1: 2780-8801-339
Size 2: 2780-8802-339

Red
Size 1: 2780-8801-345
Size 2: 2780-8802-345

Size	Code	Weight Limit	Seat Width	Seat Depth	Seat Angle	Backrest Height	Backrest Angle	Lower Leg Length	Wheel Diameter	Folded Size (L x W x H)
1	2780-0001-052	75 kg	23 - 34 cm	26 - 40 cm	16° or 20°	45 - 63 cm	78 - 120°	20 - 44 cm	20 cm front, 30 cm rear	84x63x32 cm
2	2780-0002-052	75 kg	28 - 39 cm	35 - 45 cm	16° or 20°	62 - 83 cm	78 - 120°	20 - 42 cm	20 cm front, 30 cm rear	84x68x38 cm

ACCESSORIES

Standard package includes: hip supports, swivel front wheels, flip-up foot support, soft accessory bag, tie-down kit and retainer for accessories.

Head Support Pads
1 2880-4461-000
2 2880-4462-000

Head Support Speakers
2880-8330-000
(Head support pads required)

Occipital Head Support Spacer: 2010-4101-099
Wipe Down: 2010-4101-209

Std Lateral Head Support Spacer: 2010-4201-099
Wipe Down: 2010-4201-209

Std Lateral Support
1: 2880-3010-000
2: 2880-3020-000
3: 2880-3030-000

Contoured Lateral Support: 2006-3030-099
Teardrop Lateral Support: 2006-3110-099

Spex Centrepoint Harness
XS: 3780-4301-209
S: 3780-4301-009

5-Point Harness: 3780-4101-209

Ankle Foot Fast
1: 2880-6101-000
2-3: 2880-6102-000

Therapy Tray
1: 2880-7111-000
2-3: 2880-7112-000
Infill: 2880-7180-000

Full range of accessories available on page 17

Kool Stride Sports Buggy

This popular stroller for larger children with disabilities now has a unique advanced feature: an extendable rear wheel system. As the user grows, the rear wheels can extend backwards to maintain stability and control.

Lightweight all-terrain buggy for 10 year old to young adults



Dual parking brakes


Lightweight aluminium frame

5-point safety harness

Weight limit of 60 kg

Carrier basket under seat, and pocket on the back of the seat which can be used to hold drink bottles etc.

5°, cambered large wheels make walking easy on pathways, gravel or grass



Travelling made easy

Quick release wheels for easy folding down, simple storage and transport.



Roll the sunhood side flaps up to let the cool air in Stow the sunhood back Folds flat and compact for transportation

Code	Seat Depth	Seat Width	Shoulder Height	Seat Back Height	Footplate Height	Overall Width	Max Load	Rear Wheel Diameter	Approx Stroller Weight
2650-0001-000	30 cm	43 cm	50 cm	60 cm	45 cm	68 cm	60 kg	50 cm	15 kg

EXPLORE...

Serious sports buggy for cruising outdoors!

- Jogging
- Bushwalks
- Beaches
- Farms
- and much more...



ACCESSORIES

- Rain Cover** 2560-7600-010 **UV Cover** 2560-7700-260



Endeavour Stroller

The Endeavour stroller provides families and caregivers the opportunity to enjoy life with a new perspective of adventure.

A robust outdoor stroller solution for larger users up to 113kg



Height adjustable handle

Generous sun canopy with viewing access panels

Backrest recline

5 Point safety harness

Large basket for all those essential items

Locking park brake and hand operated motion control brake

Individually adjustable foot support boxes with Velcro straps to secure the feet



The Endeavour folds up compactly with either the wheels removed or kept on. This makes it easy to transport and for stowing in the boot of your car!



EXPLORE THE OUTDOORS!

The Endeavour is perfect for neighbourhood walks, long runs, mountain trails, beaches, family barbecues, theme parks, and more!



ACCESSORIES

Standard package includes: Red stroller with sun canopy, 5-point harness, adjustable foot boxes, carry bag, and pneumatic bicycle wheels.

- Front Castor Wheels** Castor wheel attachment for greater maneuverability when required. 2&3: 2662-7600-000 4: 2662-8410-000
- Rain Cover** Plastic covering for protection from the rain. 2&3: 2662-7600-210 4: 2662-7604-214



- Travel Bag** For easy storage 2&3: 2662-8180-000 4: 2662-8184-000



Size	Code	Approx Age of User	Max Load	Seat Depth	Seat Width	Shoulder Height	Footplate Height	Backrest Angle	Approx Stroller Weight	Approx Stroller Dimensions
2	2662-0002-020	11 yrs	68 kg	38 cm	38 cm	30-58 cm	38-56 cm	30-90°	21 kg	155 x 61 x 109cm
3	2662-0003-020	14 yrs	91 kg	38 cm	46 cm	38-66 cm	38-61 cm	30-90°	21 kg	155 x 69 x 109cm
4	2662-0004-020	teenager - large adult	113 kg	46 cm	53 cm	43-74 cm	43-61 cm	30-90°	25 kg	175 x 74 x 135cm



Indoor Seating



We provide equipment that is suited to the home and school environments, enabling inclusion in family activities and classroom interaction to stimulate learning and playing. Find the right solution for your indoor seating needs and ensure that both comfort and practicality are never compromised.

Jenx Corner Seat	30
Jenx Junior +	31
Jenx Atom	32
Gravity Chair	34
Cobra Base	35

Indoor Seating Comparison Chart



Specifications	JENX CORNER SEAT			COBRA BASE		JENX ATOM
	Size 1	Size 2	Size 3	Size 1	Size 2	
Description	Popular as the child's first seating system at floor level.			High & Low level seating for the BINGO Spex Stroller		A modular seating system for users 6 months - 5 years
APPROX AGE OF USER*	6 mths-2 yrs	1-6 yrs	4-10 yrs	1-5 yrs	3-15 yrs	6 mths - 5 yrs
SEAT DEPTH (cm)	35	37	46	16-34	22-45	9-34
SEAT WIDTH (cm)	33	39	49	18-30	23-35	18-27
SHOULDER HEIGHT (cm)	31-42	44-62	50-68	28-46	34-63	27-38
FOOTPLATE HEIGHT RANGE (cm)	N/A			16-37	16-40	16.5-32.5 (Fixed Angle Footplate) 11.5-36 (Flip Up Footplate)
MAX LOAD (kg)	25 kg	35 kg	55 kg	50		25
APPROX PRODUCT WEIGHT (kg)	Approx. 16			11.3	11.5	13
TILT IN SPACE	✗			45°		✓
RECLINE	✗			90°-160°		-15°- +15°
GROWTH ADJUST SEAT	✓			✓		✓
SEAT HEIGHT (cm)	N/A			27-61		28.5-75
HI-LOW ACTIVATION	N/A			Hand Operated Gas Assist		Hydraulic Foot Pump
TRAY	✓			✓		✓
POSTURAL SUPPORT LEVEL	Mild/Moderate			Moderate/Complex		Mild/Moderate/Complex

* Indicator only, for accurate product selection client measurements are the best guide.



JENX JUNIOR+ SEAT			JENX MULTISEAT		GRAVITY CHAIR			
Size 1	Size 2	Size 3	Size 4	Size 5	Sml	Med	Lrg	XLrg
Comfortable, contoured and stable modular seating system, with outstanding levels of adjustment and a wide variety of support options.			Larger version of the Jenx Junior+ Seat, designed to suit older children and adolescents.		Supportive alternative seating and foam positioning system to augment postural control for a wide range of individuals. Also used as a 'hugging' chair for individuals who benefit from this type of sensory input.			
18 mths - 5 yrs	3-8 yrs	5-12 yrs	8-14 yrs	10-18+ yrs	Refer to Measurements			
21-30.5	24-32	27.5-39	28.5-45	35.5-52	26	32	40	45
15-37.5			20-44		27 front 20 cm back	30.5 cm front 23 cm back	37 cm front 27 cm back	40 cm front 30 cm back
31-41	33-43	39-52	46.5-59	52.5-66	60cm total back	69cm total back	74cm total back	80cm total back
19.5-27	25-36.5	25-40.5	25-47		24 cm to floor	26 cm to floor	28 cm to floor	30 cm to floor
50			100		50	70	100	130
~20kg (variable)			Variable		4	5.2	7.4	9.6
-10° - +30°			-10° - +30°		Use wedge underneath			
-15° - +15°			Adjustable Angle		✗			
✓			✓		✗			
29-76	33-76	36.5-76	33-57		N/A			
Hydraulic Foot Pump			Hydraulic Foot Pump		N/A			
✓			✓		✓			
Mild/Moderate/Complex			Mild/Moderate/Complex		Mild/Moderate/Complex			

Medifab is as diligent as possible in compiling this information. Medifab does not guarantee the correctness and completeness of the information provided. Equally, Medifab does not guarantee that this information is up to date. For questions concerning our products, their specifications and their utilisation please refer to the instruction manual and/or a product consultant of Medifab. Product specifications are subject to change without notice.

Jenx Corner Seat

Bright, comfortable and ideal first seat for any child, which also suits infants and young children. Offers support in long sitting, which is children's usual first sitting position.

Adjustable floor based seating system



Sturdy wings and corner shape helps to **maintain a midline position** with symmetry of the child's spine


Adjustable Height Backrest can be used with or without the upper back support to support head or shoulders

Small 'touch and close' tape straps keep the Corner Seat **safely connected** to the nursery table while in use

Abduction Block helps keep the child well positioned, with their hips neatly back into the seat

Sitting Benefits

- Long sitting, with the legs stretched out in front, helps to maintain the length of the muscles behind the knee.
- Great working space for peer group interaction and plenty of fun activities including working and playing with other children.




Size	Code	Approx Age Range	Back Pad Height	Seat Depth	Max User Weight	Base Size	Colour
1	3140-0041-054	6 mths - 2 yrs	315 - 425 cm	35 cm	25 kg	49 x 50 cm	Lime
2	3140-0042-054	1-6 yrs	44 - 62 cm	37 cm	35 kg	52 x 54 cm	Lime
3	3140-0044-066	4-10 yrs	50 - 68 cm	46 cm	55 kg	60 x 63 cm	Blue

NURSERY TABLE

- Effective when used together with the Corner Seat.
- Large plastic play/activity surface which can be used flat, angled or as an easel.
- Continuous height adjustment to allow the precise and correct height.
- A short strap attaches to the Corner Seat to prevent a child tipping the table over.
- Easy to wipe clean, with cut out to allow the child to get close to the tabletop activities.
- Bright and contrasting edging around the surface reduces the risk of objects sliding off and provides a place for toys to be secured to.



See page 44 for codes and sizes.

ACCESSORY

Triangular Cushions

For when a flat back with wings is preferred. Fit all seat sizes. Can also be used beside legs to prevent external rotation.

- Lime**
3140-2450-054
- Blue**
3140-2450-066



Jenx Junior +

Comfortable, contoured and stable modular seating system, designed to suit the needs of children with either complex or mild needs. Outstanding levels of adjustment with a wide variety of support options.

Functionality, flexibility and style



Carefully designed to draw attention to the child rather than the equipment itself

Pelvic control system with independently adjustable contoured seating

Flip-up **angle adjustable footplate** to accommodate dorsi or plantar flexion

All support pads and accessories are designed to **quickly & easily flip away** without being removed

Y-Base

- Versatile and flexible, with lockable swivel castors
- High-low range of 25.8-75 cm seat height from floor
- Tilt-in-space from 30° recline - 10° prone
- Base footprint of 65 x 78 cm

3615-8740-000



Low seat-to-floor height for peer interaction.

Ease of transfer with tilt-in-space and swing-away supports.

Open design for comfort and support.

Size	Code	Approx Age Range	Max User Weight	Back Angle	Seat Depth	Hip Width	Back Support Height	Back Support Height With Extension	Lower Leg Length	Base Option
1	3612-0001-000	18 mths-5 yrs			21-30.5 cm		31-41 cm	31-48.5 cm	19.5-27 cm	
2	3612-0002-000	3-8 yrs	50 kg	15° recline - 15° prone	24-32 cm	17-37.5 cm	33-43 cm	33-50.5 cm	25-36.5 cm	Y-Base
3	3612-0003-000	5-12 yrs			27.5-39 cm		39-52 cm	39-59.5 cm	25-40.5 cm	
4*	3614-0014-011	8-14 yrs			28.5-45 cm		46.5-59 cm	N/A	25-47 cm	X-Base
5*	3614-0025-011	10-Adult	100kg	-10° - +25°	35.5-52 cm	20-44 cm	52.5-66 cm	N/A		

* Jenx Multiseat
1 Requires covers
2 Tray padding options available

ACCESSORIES

- Multigrip Head Support**
1 Link 5356-4601-000
2 Link 5356-4602-000
3 Link 5356-4603-000
- Waistcoat Harness**
Size 1 3615-6701-000
Size 2 3615-6702-000
Size 3 3615-6703-000



- Abduction Block**
1 3615-1650-000
2 3615-1651-000
3 3615-1652-000
- Shoulder Protractors¹**
1 3612-2750-000
2 3612-2751-000
3 3612-2752-000



- Lateral Supports¹**
Short 1 3610-3151-000
Short 2 3615-3152-000
Flexi 1 3615-3251-000
Flexi 2 3615-3252-000
Flexi 3 3615-3253-000
- Tray²**
Junior 1 3615-7101-000
Junior 2 3615-7102-000
Multiseat 3614-7103-000



- Tray Infill**
1 3610-7180-000
2 3610-7182-000
- Tray Elbow Blocks**
3615-7350-000




- Angle Adjustable Push Handle**
3612-8610-000
- Activity Frame**
3615-7475-000



Jenx Atom

Modern, child-centred styling, combined with a comprehensive range of support options make Atom the ideal seating system to develop correct seating posture and function.

A modular seating system for users 6 months - 5 years



Different base options with a variety of **fixed or adjustable heights** allow the flexibility for each child to enjoy activities from floor level to breakfast bar height

Tool free adjustments, cleverly designed wing knobs offer a comfortable grip to enable effective clamping with minimal effort.

Open sides ensures adjustments are easily made with the user remaining seated

Memory foam ischial well designed to nestle the pelvis. Provides comfort, pressure distribution and stability to promote correct pelvic alignment.

Y-Base

- Versatile and flexible, with lockable swivel castors
- High-low range of 25.8-75 cm seat height from floor
- Tilt-in-space from 30° recline - 10° prone
- Base footprint of 65 x 78 cm

3615-8740-000




FUNCTIONAL BENEFITS



Head Positioning

Through our innovative Multigrip Head Supports, we offer a number of solutions that adapt to changing head positioning needs.



Trunk Positioning

All trunk positioning accessories are optional and are intended to offer just the right level of support.



Leg Positioning





















With a number of different control options windsweeping, abduction and adduction can be easily influenced or controlled using our standard leg positioning accessories.



Foot Positioning

The child's feet can be precisely positioned using a number of standard accessories.

Accessories

<p>Wooden Base High 3431-8720-000 Low 3431-8710-000</p> 	<p>Multigrip Head Support 1 Link 3431-4601-022 2 Link 3431-4602-022 3 Link 3431-4603-022</p> 	<p>Shoulder Protractors 3431-2750-022</p> 	<p>Lumbar Pad 3431-2501-000</p> 	<p>Back Pad Infill 3431-2370-000</p> 
<p>Thoracic Support Pads High-Rise 3430-3151-000 High-Rise Flexible 3431-3251-022</p> 	<p>Arm Supports 3431-5501-000 Arm Support Covers 3431-5510-022</p> 	<p>Waistcoat Harness 3615-6701-000</p> 	<p>Nursery Tray 3431-7101-022 Infill 3431-7182-000 Half Padding 3431-7442-000 Full Padding 3431-7452-000</p> 	<p>Elbow Blocks 3730-7350-000</p> 
<p>Activity Frame 3615-7475-000 Grab Rail 3615-7200-000</p> 	<p>3 Point Lap Strap 3431-6251-000 Spex 4 Point Lap Strap 1406-6420-027</p> 	<p>Abduction Block 0 3615-1650-000 1 3615-1651-000</p> 	<p>Long Leg Sitting Board 3431-0281-022</p> 	<p>Leg Control Pads 3431-1751-000</p> 
<p>Fixed Angle Footplate 3431-5302-000 Flip Up Angle Footplate 3431-5301-000</p> 	<p>Footplate Pad 3431-5701-000</p> 	<p>Sandals 5356-6081-000</p> 	<p>Ankle Snugs 5356-6131-000</p> 	<p>Sandal Raising Blocks 5356-6091-000</p> 

Code	Approx Age Range	Max User Weight	Tilt-In-Space	Back Pad Height	Chest Width	Hip Width	Seat Depth	Lower Leg Length	Footplate Angle
3431-0001-022	6mths - 5yrs	25 kg	15° - 15°	27-38cm	20-28cm	18-27cm	9-34cm	16.5-32.5cm	5° - 35°

Gravity Chair

Supportive foam positioning system to augment postural control for a wide range of individuals. The Gravity Chair follows the principle 'Tension and Relaxation' whereby it:

1. Provides alternative seating
2. Serves the therapeutical aim of stable positioning

More than just a comfortable seat...




Centre of gravity is very low to offer a stable seating position

Raised armrests 'bolster' the user laterally. This high armrest position facilitates free breathing to enable increased blood oxygen.

Seating configuration utilises gravity to 'hold' the individual comfortably

Very light, which enables it to be used almost anywhere!



Standard configuration

- Removable and washable cover (choose either fully wipe-down or breathable inner section)
- Breathable seating insert (three liner colour options available: blue -066, green -055, red -022)
- Incontinence resistant sitting surface
- Headrest
- Hip belt
- Velcro® attached side pouch
- Wedge



Using the wedge accessory, the head and body position can be stabilised with tilt (including sideways tilt), for patients such as those with Scoliosis.

Size	Code	User Height	Seat Depth	Seat Width At Back	Seat Width At Front	Back Height	Chair Total Width	Chair Total Height	Chair Total Depth
Sml (1)	3770-00X1-XXX	90-110 cm	26 cm	20 cm	27 cm	60 cm	46 cm	55 cm	60 cm
Med (2)	3770-00X2-XXX	110-130 cm	32 cm	23 cm	30.5 cm	69 cm	49 cm	61 cm	71 cm
Lrg (3)	3770-00X3-XXX	130-150 cm	40 cm	27 cm	37 cm	74 cm	57 cm	66 cm	82.5 cm
XLrg (4)	3770-00X4-XXX	150-170 cm	45 cm	30 cm	40 cm	80 cm	60 cm	71 cm	91 cm

CLIENT GROUP

- Patients who can only lie down learn to be able to sit in the Gravity Chair.
- With patients who spasm, the Gravity Chair absorbs tension. After the spasm, the chair brings the user back into the original position.
- Patients with perception deficit or ADHD get close body contact in the Gravity Chair which raises self-awareness. This helps the user to stay calm. The Gravity Chair can create an optimal solution for many occupational therapy requirements.
- Palliative care



ACCESSORIES

- Mobile Base**
- 1 3780-8701-000
 - 2 3780-8702-000
 - 3 3780-8703-000
 - 4 3780-8704-000
- Therapy Tray**
- Small** 3770-7101-000
 - Large** 3770-7102-000
 - Wide** 3770-7103-000



- Supportive Headrest**
- Occipital 3780-4101-209
 - Std. Lateral 3780-4201-209
 - Ext Lateral 3780-4301-209



Indoor Bases for Stroller Seat Units

Height-adjustable indoor bases are available for the BINGO Mini, BINGO Evo, and BINGO Spex, where the removable seat units can be removed from the stroller base and attached to the indoor base with ease. Height-adjust features are quick and easy to change allowing the height of the seat to be lowered to the floor for peer interaction, raised to the dinner table to make mealtimes enjoyable for the whole family, or raised even further to breakfast bar height for easier feeding!

Cobra Base

Height-adjustable indoor base to suit the **BINGO Mini** (see page 14), **BINGO Evo** (see page 16), and **BINGO Spex** (see page 18) seat units.



German designed precision technology with a focus on quality and durability

45° of tilt

Simple and quick **Hand Operated Gas Assist** height adjustment

Compact footprint for easy manoeuvrability and navigation around table legs

Lockable castors to stop the base from rolling

Size	Code	User Age	Max Load	Approx Product Weight	Tilt	Seat Height	Total Length	Total Width
1	2880-8711-000	1-5 years	50 kg	113 kg	45°	27-61 cm	71 cm	61 cm
2	2880-8721-000	3-15 years	50 kg	115 kg	45°	27-61 cm	71 cm	61 cm



Therapy



Use versatile therapy aids for your child to create play opportunities, provide support and rest, use for specific therapy treatments, and for the promotion of activities such as crawling, sitting, and balancing.

Jenx Therapy Bench & Jenx Nursery Table	38
Jenx Rolls & Wedges	39
Jenx Ziggy	40
Acheeva Learning Station	41

Jenx Therapy Bench

Ideal platform for a variety of different activities such as sitting and balance therapy, dynamic sitting balance and sitting posture improvement

Therapy aid designed to promote upright sitting and balance



Easily height adjustable using tightening bolt.

Easy to clean, antimicrobial, wipe-down vinyl cushions

Interchangeable cushions include the standard 1" flat cushion and the half round cushion

The simple design means that the Therapy Bench can be easily moved with just 1 hand

ACCESSORIES

Half Round Cushion
Size 1 7510-0501-054
Size 2 7510-0502-054



Pelvic Support
7510-1900-054



Abduction Block
7510-1750-054



Knee Blocks
Size 1 7510-1601-054
Size 2 7510-1602-054

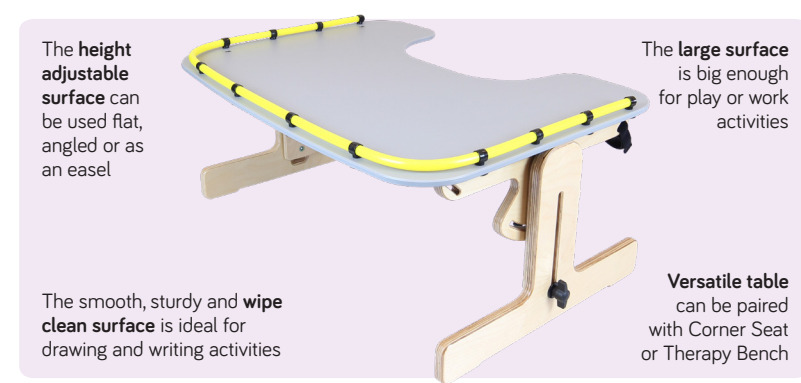


Size	Code	Max Load Weight	Bench Height from Floor	Bench Top Length	Bench Top Width	Flat Cushion Width	Flat Cushion Length	Flat Cushion Depth
Size 1 - Full Length	7510-0010-054	85kg	165-250mm	980mm	200mm	250mm	1000mm	25mm
Size 1 - Half Length	7510-0015-054	85kg	165-250mm	480mm	200mm	250mm	500mm	25mm
Size 2 - Full Length	7510-0020-054	85kg	235-395mm	980mm	250mm	300mm	1000mm	25mm
Size 2 - Half Length	7510-0025-054	85kg	235-395mm	480mm	250mm	300mm	500mm	25mm

Jenx Nursery Table

Effectively used in conjunction with the Jenx Corner Seat and Jenx Therapy Bench, the Jenx Nursery Table is available in three sizes to suit children from 9 months to 6 years old.

Adaptable Work Surface



The height adjustable surface can be used flat, angled or as an easel

The large surface is big enough for play or work activities

The smooth, sturdy and wipe clean surface is ideal for drawing and writing activities

Versatile table can be paired with Corner Seat or Therapy Bench

Size	Code	Base Size	Table Top Angle Range	Table Top Size	Table Height
0	3140-7101-000	60.5 x 38 cm	+40° to -40° from horizontal	51 x 60.5 cm	19-28cm
1	3140-7102-000	60.5 x 38 cm		51 x 60.5 cm	24.5-34.5 cm
2	3140-7103-000	70 x 42 cm		51 x 70.5cm	29-44 cm

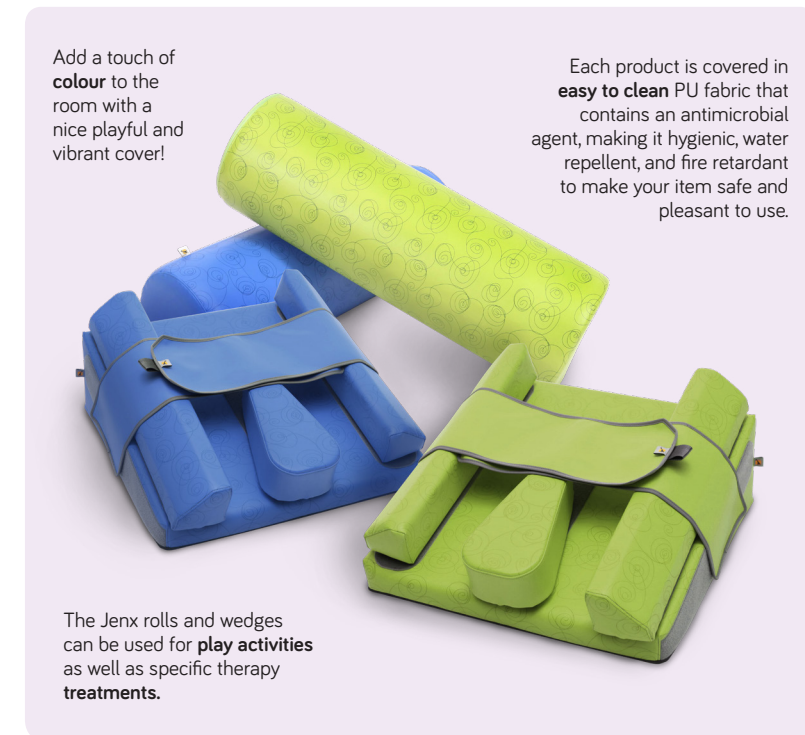
USED IN CONJUNCTION WITH CORNER SEAT



Jenx Rolls & Wedges

A range of soft, colourful and comfortable supports in various shapes and sizes, which can be used to create play opportunities and for specific therapy treatments.

Bright and easy-to-use therapy aids




Add a touch of colour to the room with a nice playful and vibrant cover!

Each product is covered in easy to clean PU fabric that contains an antimicrobial agent, making it hygienic, water repellent, and fire retardant to make your item safe and pleasant to use.

The Jenx rolls and wedges can be used for play activities as well as specific therapy treatments.

COLOUR OPTIONS



Choose from Lime -054 or Blue -066 colourway



WEDGES
Can be used for both prone and supine lying, and includes accessories to enhance postural control and stability

ROLLS
Can be used in lying to support both legs at the knees. Increase stability and helps prevent legs rolling to the side

ROLLS

Size	Code	Length	Diameter
1	7350-2051-XXX*	60cm	30cm
2	7350-2052-XXX*	90cm	30cm
3	7350-2053-XXX*	120cm	30cm
4	7350-2054-XXX*	90cm	35cm


WEDGES

Size	Code	Length	Height	Width
A	7350-0201-XXX*	60cm	19cm	60cm
B	7350-0202-XXX*	50cm	15cm	50cm
C	7350-0203-XXX*	120cm	35cm	60cm
D	7350-0204-XXX*	92cm	30cm	60cm
E	7350-0205-XXX*	60cm	21cm	60cm


ACCESSORIES (FOR WEDGE)

Side Walls
Size A 7350-1001-XXX*
Size B 7350-1002-XXX*
Size C 7350-1003-XXX*
Size D 7350-1004-XXX*

Standard Strap
7350-1950-XXX*



Abduction Block
7350-1510-XXX*



* The last 3 digits of the code represents the colour chosen

Jenx Ziggy

Uniquely versatile positioning experience for children and adults of all ages, whether needs are simple or more complex. Therapy product that can be used for play, support, therapy, rest or even imaginative play. It's incredible versatility and flexibility mean it can aid a wide variety of therapy uses.

Versatile Therapy Positioning Aid

Fully upholstered in breathable, antibacterial and **easy to clean** fabric, which repels fluid, and remains hygienic.



Flexible & versatile for support in any position. Can be bent to offer support to bodies, limbs and joints in many varied and specific ways

Extremely comfortable support with generous soft padding

Size and flexibility mean it can also be **easily transported** so can be used wherever required!



Pair With Dreama

Ziggy works particularly well with the **Dreama Lying and Positioning System**, where a defined whole body or specific limb posture can be supported.



KEY BENEFITS:

- Promotes activity such as crawling
- Promotes balance when used for sitting either astride or to one side
- Supports a specific posture by placing Ziggy behind or in front of a user to help maintain an overall body posture (whether lying or sitting)
- Supports a younger child in a corner seat position (by bending Ziggy round into a "U" shape and placing on the floor)
- Supports a child in a prone position with shoulders raised (in the absence of a wedge), by placing the child in position over Ziggy and bending the product around their hips to keep them in midline
- Provides elbow/arm rest support for older users when reading/knitting etc, by placing Ziggy around the waist as a soft and comfortable and supportive arm rest

ACCESSORIES

Ziggy Cover
Size 1 7040-0371-000
Size 2 7040-0372-000



Acheeva Learning Station

The Acheeva is most commonly found in schools and rehabs, promoting safe supported lying that enables students with complex and continuing healthcare needs to be comfortably and easily included in classroom activities. The versatile learning station provides full support in supine, prone or side-lying to protect body shape and respiratory function.

Safe and Supported Activity Chair



Full support in **supine, prone or side-lying** to protect body shape and respiratory function.

The locking side rails and 3 adjustable safety belts makes it very **secure** for clients


Large locking castors on all units make them **easy to manoeuvre**

The 3 way power (height, tilt and back angle) makes it easy to find a comfortable position



ACCESSORIES

Acheeva Airmantle Student: 7460-8820-000 Graduate: 7460-8830-000
Support Pack Student: 7460-3150-000 Graduate: 7460-3152-000



Bumper Accessories
Small 7460-3501-000
Long 7460-3502-000
Chunky 7460-3503-000



Side Table
7460-1850-000



Prone Table
7460-1750-000



Inbuilt Inclinometers for easy re-set



Height adjustment (60-100cm) for both Student and Graduate



Tilt range from -10 to +50 degrees



Recline range 20 degrees in either direction

Size	Code	Length	Height	Width
1	7040-0301-000	120cm	10cm	10cm
2	7040-0302-000	120cm	10cm	15cm

Size	Code	Overall Length	Overall Width	Mattress Length	Mattress Width	Power Tilt in Space	Power Back Support	Unloaded Unit Weight	Safe Working Load
Student	7460-0020-000	165cm	70cm	155cm	60cm	+/-20°	+50°/-10°	73kg	100kg
Graduate	7460-0030-000	218cm	70cm	208cm	60cm	+/-20°	+50°/-10°	75kg	120kg

Making travelling easy and safe

Vehicle Seating



Some passengers with disabilities require support to keep them upright and safe. Others with challenging behaviours need control to prevent them from escaping from the vehicle seat and causing danger. Whatever the need, we can find the vehicle seat that provides the perfect fit.

Car Seats

Hero Car Seat	46
Starlight Car Seat	47
Ipai Car Seat	48
Kidsflex Car Seat	49
Carrot 3000 Car Seat	50
Carrot XL Car Seat	52

Vehicle Harnesses

Houdini Harnesses	58
Secure-Fix Vehicle Harness	60
Walking Rein	61

Vehicle Seating Comparison Chart



SPECIFICATIONS	HERO		STARLIGHT		IPAI	
	With Standard Cushion	W/out Standard Cushion	Std.	XL	With Standard Cushion	W/out Standard Cushion
DESCRIPTION	Swivelling special needs car seat for forward or rear facing		Excellent posture support option with tilt and swivel functions.		Fully adjustable special needs car seat with swivel base.	
USER WEIGHT RANGE (kg)	18 (Max.)		9-36		36	
SEAT DEPTH (cm)	25	28	30	34	Max 27	Max 30
SEAT WIDTH (cm)	21	25	30		26	31
SHOULDER HEIGHT (cm)	24-34	27-35	27-37	44-53	38-51	41-54
APPROX PRODUCT WEIGHT (kg)	16		13.5		7	
TILT IN SPACE	✓		✓		✓	
SWIVEL BASE	✓		✓		✓	
GROWTH ADJUST SEAT	✓		✓		✓	
FOOTPLATE	✗		✓		✓	
TRAY/FOREARM SUPPORT	✓		✓		✓	
POSTURAL SUPPORT LEVEL	Mild/Mod/Complex		Mild/Mod/Complex		Mild/Mod	
IS ISOFIX REQ. IN VEHICLE?	Essential		Optional		Optional	
REAR FACING CAPACITY	✓		N/A		N/A	
SUPPORT/PAD OPTIONS	✓		✓		✓	
TETHER REQUIREMENT	✗		Seatbelt must be used behind client until 18 kg		✗	
ANTI-ESCAPE OPTIONS	✗		✓ Custom		✓ Custom	
RECLINE	✗		✗		✓	



CARROT 3000	CARROT XL	KIDSFLEX		
		Size 1	Size 2	Size 3
Extension accessories and multi-adjustable features allow longer use.	Larger version of Carrot 3000 for older or heavier children and small adults.	Fully adjustable specialised seating with excellent posture support options. Available with a wide range of options and adjustments, allowing complete comfort and postural management for the child.		
15-36	36-75	25	36	75
25-40	38 or 42	28-33	34-39	40-46
31	48	27-31	31-35	36-40
32-67	50 - 65	40-48	48-55	55-6
8.7	10.5	8.2	8.9	12.3
Using wedge	Using wedge		✓	
Option - requires ISOFIX latch attachment	✗		✓	
✓	✓		✓	
✓	✗		✓	
✓	✓		✓	
Mild/Mod/Complex	Mild/Mod/Complex	Mild/Mod/Complex		
Only req. for Swivel Accessory	Optional	Optional		
N/A	N/A		✗	
✓	✓		✓	
Optional	Optional		✗	
✓	✓		✓ Custom	
✓	⚙️		✓	

*Tether strap may be required for stability or if vehicle design is such that additional restraint is required.

Medifab is as diligent as possible in compiling this information. Medifab does not guarantee the correctness and completeness of the information provided. Equally, Medifab does not guarantee that this information is up to date. For questions concerning our products, their specifications and their utilisation please refer to the instruction manual and/or a product consultant of Medifab. Product specifications are subject to change without notice.

Hero Car Seat

The Hero is an adapted car seat modified specifically to accommodate the postural needs of younger children with disabilities. It features a swivel base for ease of transfers, and can be used in the forward or rear-facing position.

Swivelling special needs car seat for forward or rear-facing



Transfers made easy with 90° swivel base

Laterals for increased side support

Abduction block for increased postural support

Security display for optical control of the ISOFIX connectors, rotary position, and support leg.

Fitted with a 5-point seat belt to protect the child, and the quick-release buckle provides an easy and fast transfer

- Standard package includes**
- Hero car seat with built-in swivel base
 - Red upholstery
 - Size reduction padding

Practical and functional



In direction of travel; adjustable back height







Rotatable by 90°, 180° or 360° for ease of transfers



In rearward position

Code	Config.	Seat Width Rear	Seat Width Front	Seat Depth	Back Height	Head Support Height	Chest Width	Total Height	Overall Width	Total Depth	Weight Limit
4181-0010-020	Without inserts	25cm	32cm	28cm	27-35cm	44-56cm	12-21cm	60cm without stand	43cm	63cm	Up to 18kg
	With inserts	21cm	28cm	25cm	24-34cm	41-53cm					

ACCESSORIES

<p>Lateral Supports 4181-3310-000</p> 	<p>Abduction Block 4181-1510-000</p> 
<p>Protection Mat 4181-0190-000</p> 	<p>Security Tray 4181-5530-000</p> 

Sleek design

Aesthetically pleasing with a non-medicalised look.



Starlight Car Seat

Fully adjustable special needs seat, offering excellent posture support options and an inbuilt tilt function. Starlight is suitable for young children from 9kg, and will grow with the child right up to 36kg.

Excellent postural support



Inbuilt adjustment to the rear of the seat allows the backrest height to be increased for growth

Uses **vehicle seatbelt** to secure the child

Large abdominal pad **protects child** at harness buckle

5 point comfort harness with shoulder and abdominal padding, and centre pull adjuster

Crash tested to ECE R44-04

Package includes

- Backrest infill padding
- Soft shoulder padding
- Slim lateral trunk supports
- 10° tilt
- Base board accessory
- Swivel base system (left turning)
- Seat stabilisation clamp bow
- Grey upholstery




SLIM SWIVEL BASE
Allows more space and headroom inside the car when turning out.
Left Turning Swivel Package: 4141-0011-090
Right Turning Swivel Package: 4141-0011-R90

Size	Code	User Weight	Seat Width	Seat Depth*	Shoulder Height	Car Seat Weight
Standard	4141-0011-090	9-36 kg	30 cm	30 cm	27-37 cm	85 kg
With XL Kit added	4141-0140-000		30 cm	34 cm	44-53 cm	

*Reducer cushion available

ACCESSORIES

<p>ISOfix Adapter for Stability in Vehicle 4170-6911-100</p> 	<p>Seat Protection Mat Protects Vehicle Upholstery 4141-0190-000</p> 
<p>Adjustable Footrest 4141-5240-000</p> 	<p>Padded Foot Roll 4141-5340-000</p> 
<p>Forearm Support Tray 4141-5530-000</p> 	<p>Abduction Pommel 4141-1510-000</p> 
<p>Cushion to Reduce Seat Depth to 15 cm and Back Height to 25 cm 4141-6570-000</p> 	<p>Extra 10° Tilt System (total 20° tilt) 4141-0241-015</p> 



Ipai Car Seat

Fully adjustable special needs car seat, offering excellent posture support options and a backrest recline feature.



Highly adjustable seat with many comfort and posture options

Exclusive ventilation system

Crash tested ECE 44, ECE R16, ECE R14

5 point comfort harness comes as standard

Large abdominal pad protects child at harness buckle


Side impact protection with armrests

Ideal for small children

The Ipai can accommodate smaller children with additional cushioning and pad accessories. Simply remove these cushions once the child grows and no longer requires them for correct seat fitting.

MAIN PACKAGE INCLUDES:

- Car Seat with red upholstery
- Base Board
- Left hand swivel
- Clamp bow




Simply squeeze a paddle located at the rear of the headrest, to increase backrest height for growth.



Super slim turn-out swivel base makes loading easy.

Code	Max Weight	Seat Width (rear)	Seat Width (front)	Seat Depth	Shoulder Height	Total Height	Total Width	Total Depth	Seat Weight
4081-0011-060	36 kg	31 cm	34 cm	30 cm	41-54 cm	68-88 cm	51 cm	42 cm	7 kg
With Extra cushions		26 cm	34 cm	27 cm	38-51 cm				

ACCESSORIES

Back Cushion
Reduces Seat Depth by 3 cm
4081-2390-000

Seat Cushion
Reduces Back Height by 3 cm
4081-0480-000




Shoulder Upholstery
Reduces Back Width by 6 cm
4081-2430-000

Head Upholstery
Reduces Head width by 5 cm
4081-4400-000




Hip Upholstery
Reduces Seat Width by 6 cm
4081-1080-000

Thoracic Laterals
4081-3301-000



Removable Pommel
4081-1510-000

Security Tray
4081-5530-000



Extra Tilt Adjustment Plate
4081-0240-000

Footrest
4081-5240-000



Kidsflex Car Seat

Excellent posture support options and suitable for installation with most car types. Available with a range of options and adjustments, allowing complete comfort and postural management for the child.

Fully adjustable specialist seating



Secure seat using the existing 3 point safety belt fitted in the rear seat.

Additional belt guide can be added for other side of Car Seat 4170-6960-000

5 point harness comes standard with abdominal padding

Backrest with recline function
Increased tilt angle from 10°-20° can be added
4170-0250-010

Slimline seat cushions allow more space and headroom inside the car

Standard package includes

- Super-slim swivel base (left turning*)
- Tilt angle adjustment (0-10°)
- Clamp bow

* Right turning available as special order



Easily adjustable in seat depth. Recline backrest. Easily adjustable in harness height. Ample growth opportunities.

Size	Code	Max Weight	Seat Width	Seat Depth	Shoulder Height	Lateral Height	Lateral Width	Weight
1	4170-0011-020	22 kg	27-31 cm	28-33 cm	40-48 cm	21-25 cm	19-28 cm	8.2 kg
2	4170-0021-060	32 kg	31-35 cm	34-39 cm	48-55 cm	25-29 cm	23-32 cm	8.9 kg
3	4170-0031-090	75 kg	36-40 cm	40-46 cm	55-64 cm	30-36 cm	29-40 cm	12.3 kg

ACCESSORIES

ISOfix Adapter
1: 4170-6911-100
2/3: 4170-6912-100

Hip/Thigh Supports
LH: 4170-1111-000
RH: 4170-1112-000



Footrest
1: 4170-5241-000
2/3: 4170-5242-000

Shoulder Supports
4170-2750-000



Lateral Head Support
1: 4170-4201-000
2: 4170-4202-000
3: 4170-4203-000

Extended Head Support
1: 4170-4301-000
2: 4170-4302-000
3: 4170-4303-000



Small Lateral Supports
Fixed: 4170-3301-000
Swing-away: 4170-3401-000

Large Lateral Supports
Fixed: 4170-3302-000
Swing-away: 4170-3402-000



Abductor Pommel
1: 4170-1511-000
2: 4170-1512-000
3: 4170-1513-000

Support Tray Table
1: 4170-5531-000
2: 4170-5532-000
3: 4170-5533-000



Carrot 3000 Car Seat



Various extension accessories and multi-adjustable features allow longer use during the child's life and suit the wide spectrum of different needs. The Carrot 3000 caters for safety and the importance of keeping the child in a supported posture for travel.

Our most comprehensive special needs car seat

Ergonomically designed head support holds the head and protects from side impacts and centrifugal forces

Tether options include additional security tether for the top of backrest or ISOfix latch connectors. These may be required by your local authorities.

2 positions of seat depth adjustment for a better fit

Shoulder protector wings: Extendable wings hold and protect the body from side impacts and centrifugal forces

Large chest support holds the body securely

Recline function with angle adjustable seat and backrest

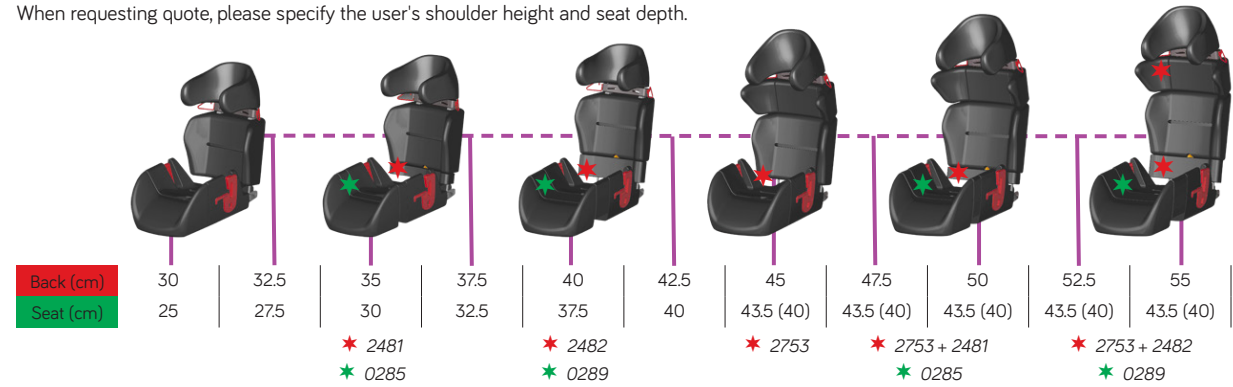
Basic package includes

- Carrot seat unit
- 5-point harness
- Headrest wings
- Tee-pad
- Free recline backrest



Huge growth for pre-schoolers to older children

When requesting quote, please specify the user's shoulder height and seat depth.



Size	Code	Age Range	User Weight Range	Seat Depth	Seat Width	Shoulder Height	Footplate Height	Seat Weight
Small	4116-0010-259	3-15 years	15-36 kg	25-40 cm	31cm	32-52 cm 45-67 cm * (*when shoulder protector wings are added)	Small = 25-30 cm Medium = 30-40 cm Large = 40-50 cm	8.7 kg

The Carrot 3000 conforms to EU (ECE R44/04) standards.

Large chest pad/head support model available (4116-0000-259)

If user is too large for the Carrot 3000 Car Seat, the Carrot XL Seat (4116-0020-259) is available for larger users. See page 58

Air Travel Friendly
The Carrot 3000 Car Seat has been approved for use in aircraft of some major airlines including the Federal Aviation Administration in the USA. This is NOT a guarantee that your chosen airline will allow the Carrot 3000 Car Seat to be used in their aircraft, and you must contact the airline prior to flying.

Accessories

<p>Swivel Base Attachment* 4116-0180-104 Swivel Base Protection Plate 4116-0190-000</p> <p>* Requires ISOfix</p>	<p>Footplate Sml lower leg (D): 25-30 cm 4116-5241-250 Med lower leg (D): 30-40 cm 4116-5242-250 Lrg lower leg (D): 40-50 cm 4116-5243-250</p>	<p>Swivel Base Footplate Adaptor 4116-5120-000</p>	<p>Seat Belt Holder 4116-6790-017</p>	<p>Removable Incontinence Cover 4116-0475-209</p>
<p>Rodded 50mm Seat Depth Pad 4116-0281-259</p>	<p>100mm Rodded Waterfall Seat Base Extension 4116-0283-259</p>	<p>50mm Seat Depth Growth Pad 4116-0285-259</p>	<p>100mm Seat Depth Growth Pad (only with Waterfall) 4116-0289-259</p>	<p>Abduction Pad 4116-1510-000</p>
<p>50mm Backrest Height Extension Infill Pad 4116-2481-259</p>	<p>100mm Backrest Height Extension Infill Pad 4116-2482-259</p>	<p>Shoulder Protector Wings 4116-2753-259</p>	<p>Anti-Escape Harness 4116-6026-259</p>	<p>Shoulder Strap Retainer Small: 4116-6721-000 Medium: 4116-6722-000 Large: 4116-6723-000</p>
<p>Pen Release Harness 4116-6025-259</p>	<p>Cross Strap Harness Anti-Escape 4604-3004-026 Pen Release 4604-3004-025 Side Release 4604-3112-019</p>	<p>Tether Strap 4116-6953-017</p>	<p>ISOfix Lower Straps 4116-6910-000</p>	<p>Hinge Lock Belt (for easy carrying) 4116-8170-000</p>
<p>Tray / Forearm Support 4116-5534-259</p>	<p>Tilt Wedge 4116-0291-259</p>	<p>Firm Contoured Lateral Support Wedges 4116-3250-090</p>	<p>Air Mesh Cushion Pad 4116-8880-099</p>	

Vehicle Seating

Carrot XL



Accessories

Carrot XL caters for safety and the importance of keeping the user in a supported posture for travel. This larger sized car seat is suitable for older children and adult users who will not fit into the Carrot 3000.

Larger version of the popular Carrot 3000 Car Seat



Extendable shoulder protector wings hold and protect the body from side impacts and centrifugal forces.

Ergonomical large head support

Special large harness design with easy length adjustment to support the shoulders of older users.

Low profile wide seat base

Correct pelvis alignment with comfort padded hip belt.

Package includes

- Low contour seat base
- Backrest
- 50mm height extension
- Deep headrest
- Width adjustable shoulder protector wings
- 4 point H harness



If user is too small for the Carrot XL Car Seat, the Carrot 3000 Car Seat is available for smaller users. See page 56



The Carrot XL conforms to EU (ECE R44/04) standards.

Code	Age Range	User Weight Range	User Height Range	Seat Depth	Seat Width	Shoulder Height	Seat Weight
4116-0020-259	10 to Adult	36-75kg	140cm - 175cm	38 or 42cm	48cm	32-52 cm or 45-67 cm*	10.5kg

*When Shoulder protector wings added.

UPGRADE KIT

Upgrade an existing Carrot 3000 to XL

Carrot XL Upgrade kit can be purchased to **upgrade an existing Carrot 3000 Car Seat** to an XL version, instead of purchasing a whole new car seat when the child grows out of the existing seat.



Kit includes:

- XL Low profile wide Seat Base
- Longer metal rods for base
- H-Harness
- Hip belt

4116-0030-259

Please note that the XL Upgrade Kit must be fitted by Medifab Ltd or an authorised Medifab distributor.

FUNCTIONAL BENEFITS

- Equipped as standard with the low profile wide seat base, large size headrest, shoulder protector wings, and 50 mm backrest extension.
- Extendable shoulder protector wings hold and protect the body from side impacts and centrifugal forces.
- Tether options include additional security tether for the top of backrest or ISOfix latch connectors. These may be required by your local authorities.

Tether Strap
4116-6953-017



ISOfix lower straps
4116-6910-000



Anti Escape Harness Options



Tilt Wedge
4116-0291-259



100mm Backrest Height Extension Infill Pad
4116-2482-259



Forearm Support Tray
4116-5544-259



Lateral Supports
4116-3250-090



Air Mesh Cushion Pad
4116-8880-099



Hipbelt (Seat Base)
Medium 4116-6532-027
Large 4116-6533-027



XL Upgrade Kit For Existing Carrot 3000 Car Seat
4116-0030-259



Crotch Belt
(requires customisation of seat base)
4116-6320-000



Vehicle Harness Comparison Chart



Specifications	HOUDINI 13		HOUDINI 22		HOUDINI 27		HOUDINI 28
	13J	13H	22C	22D	27A	27B	28
Description	All buckles are behind the seat so user cannot release them.		Popular option for taxis. Body section attaches to user before entering the vehicle. Multiple seat straps can be purchased.		Full 5 point harness for more postural control. For single backrest seat only.		Same as Model 27, however this popular version is designed for bench vehicle seats.
APPROX AGE OF USER*	3-8 yrs	7-Adult	3-8 yrs	7-Adult	3-8 yrs	7-Adult	7-Adult
GAP REQUIRED BETWEEN SEAT & BACKREST?	✓	✓	✓	✓	✗	✗	✓
CAN BE FITTED TO USER BEFORE ENTERING THE VEHICLE	✗	✗	✓ 2 piece harness. 2nd piece stays in vehicle		✗	✗	✗
SINGLE SEAT COMPATIBLE	✓ (Not suitable with built in headrest)		✓		✓		✓
BENCH SEAT COMPATIBLE	✗		✓		✗		✓
COMMENTS	To fit the harness easy access is required all the way round the seat back and underneath the base of the seat cushion.		The body harness is worn before entering the vehicle. It is fitted with a waist belt and chest strap which fasten behind the passenger's back with side-release buckles.		Can offer postural support and assist in seating the occupant in an upright sitting position for those with physical disabilities where extra support and positioning is required during travel.		Very popular harness. This Houdini 28 harness is similar to the Houdini 27 except that the seat attachment straps go vertically around the vehicle seat.
BUCKLE TYPE**	Std.../AE/PP		AE/PP/MAG.		AE/Std.../PP		AE/Std.../PP
BOOSTER SEAT	✓		✓***		✓***		✓***
RESTRAINT LEVEL	Mild		Moderate/High		Moderate		Moderate
FIXING TYPE	Buckles connect around rear of seat.		Vertical fixing straps installs to vehicle seat first		2 horizontal straps connect to vehicle seat.		2 horizontal straps connect to vehicle seat.

HOUDINI 31		SECURE-FIX		
31A	31B	Size 1	Size 2	Size 3
Most secure harness. 7 point control with bib front to secure the torso effectively.		Simple horizontal torso band that is comfortable for the user and to the eye with multiple buckle closure options.		
3-8 yrs	7-Adult	4yrs - Adult		
✓	✓	✓		
✗	✗	✗		
✓		✓		
✓		✓		
Offers greater support due to a front PVC pad that is attached around the individual's torso with two straps fitted with anti-escape buckles.		Secure-Fix Transport waist belts can be easily installed on most vehicle seats and many other suitable chairs for security for individuals who are confused or have challenging behaviour.		
AE/PP/MAG.		AE/PP/MAG.		
✓***		✓***		
High		Mild		
2 horizontal straps connect to vehicle seat.		1 vertical strap connects around the seat with Velcro®.		

* Indicator only, for accurate product selection client measurements are the best guide.

** AE = Anti-escape PP= Pen/Key Release Std.= Push Button Mag.= Magnetic Upgrade

*** Booster seat base unit only. Harness cannot be incorporated with full backrest/seat booster.

Medifab is as diligent as possible in compiling this information. Medifab does not guarantee the correctness and completeness of the information provided. Equally, Medifab does not guarantee that this information is up to date. For questions concerning our products, their specifications and their utilisation please refer to the instruction manual and/or a product consultant of Medifab. Product specifications are subject to change without notice.

Medifab Vehicle Harnesses

Medifab has had many years of experience with providing solutions for passengers who require support or management during travel. Passengers with disabilities require additional control to keep them upright and safe, and other individuals with challenging behaviour require a type of control that will prevent them from escaping from the vehicle seat and causing danger.

Houdini Harness Checklist	
Question	Product Suggestion
Does your client require a vehicle harness for intellectual disability (to prevent escaping)	All models appropriate. Use the shoulder cross strap to prevent the straps slipping off the shoulders if necessary.
Does your client require a vehicle harness for physical disability (to provide additional posture support)	Model 27 or 28 or try Secure-Fix. Ask us for a standard vehicle press-release buckle if necessary.
Level of client motor skills or coordination: (for clients requiring escape proof buckles) <ul style="list-style-type: none"> • Very fine • Limited • No fine motor skills 	<ul style="list-style-type: none"> • Very fine – Ask us regarding an upgrade to a pen/key release system, or try Secure-Fix. • Limited – Use the Metal Anti-Escape buckle (comes standard on Models 27, 28 and 31). We also recommend the shoulder cross strap used in conjunction with the harness of choice. • No fine motor skills – Ask for a standard vehicle press-release buckle if necessary.
Is the harness going to be installed on a: <ul style="list-style-type: none"> • Single seat (e.g. front seat or 1 person backrest) • Bench seat • Deep contoured single seat 	<ul style="list-style-type: none"> • Single seat – Models 13, 22, 27, 28, 31 or Secure-Fix. • Bench seat – Models 22, 28, 31 or Secure-Fix. • Deep contoured single seat = Model 22, 28 or Secure-Fix.
What vehicle is the harness going to be installed in: <ul style="list-style-type: none"> • Taxi (e.g. for school travel) • Using in multiple vehicles • One vehicle only 	<ul style="list-style-type: none"> • Taxi – Models 22, 28, 31 or Secure-Fix. • Using in multiple vehicles – Model 22 • One vehicle only – Any harness from the range.

Frequently asked questions

Are these harnesses NZ/AU safety approved?

No. There is no certification. These harnesses are a 'positioning' device only, not a safety device.

Do I require a tether point attachment?

No. The harnesses are simply strapped to the existing vehicle seat.

Can I use the harness on an aeroplane?

Yes, however you must get written permission from the airline prior to departure.

What do I do if there is no access behind the seat for the attaching straps, i.e. in the back seat of a sedan vehicle?

Cut some small slots in the rear carpet flap so the attaching straps can be threaded through (the parcel shelf may have to be removed).

These are not safety harnesses and must be worn in conjunction with the vehicle safety belt.



Houdini 13 Harness

- Can be fitted on **wheelchairs and some easy chairs** as well as using in vehicles
- All buckles are **behind the seat** so the user cannot release them.



Model	Code	Age Group	Buckle
13J	4604-1302-017	3 to 8 years	Anti-Escape
13H	4604-1303-017	7 yrs to Adult	Anti-Escape

Houdini 22 Harness

TAXI

- Can be used on **single or bench seats**
- Fit to the user **before entering vehicle**
- Good option for **taxi's** and also suitable for hip spicas.



Model	Code	Age Group	Buckle
22C	4604-2211-017	3 to 8 years	Anti-Escape
22D	4604-2212-017	7 yrs to Adult	Anti-Escape

Houdini 27 Harness



- **Centre-release buckle** to provide postural support, **anti-escape** to prevent removal
- Attachment straps **fasten horizontally** around seat
- Suitable for single backrest seats and **air travel***



Model	Centre-Release Buckle	Anti-Escape	Age Group
27A	4604-2702-017	4604-2702-026	3 to 8 yrs
27B	4604-2703-017	4604-2703-026	7 yrs to Adult

MODEL 13 BENEFITS

Suitable for use with people who are confused or have challenging behaviour, as all the buckles are behind the seat back.

In vehicles, this harness is suitable for use on a **single seat only**, and requires a gap between the vehicle seat and backrest for installation.

Not a safety harness: must be worn in conjunction with vehicle safety belt.

Upgrade all 3 buckles (neck strap and 2 on waist band)
Pen/key release 4604-1305-031

MODEL 22 BENEFITS

Consists of a removable torso section which is attached to the individual prior to entering the vehicle.

Once the individual is seated, two buckles are engaged to provide safe travel.

Not a safety harness: must be worn in conjunction with vehicle safety belt.

Additional seat attachment strap for use in another vehicle
4604-2222-017

Upgrade all 4 buckles (crotch strap, upper neck strap and 2 on waist band):
Pen/key release 4604-2215-031
Magnetic key release 4604-2216-029

MODEL 27 BENEFITS

Designed to offer postural support and a certain degree of restraint as it is a full 5-point harness. Identical to Houdini 28; however straps fasten horizontally (28's fasten vertically).

Only suitable for single-backed seats.

Not a safety harness: must be worn in conjunction with vehicle safety belt.

Upgrade buckle on waist belt:
Pen/key release 4604-2805-031
Magnetic key release 4604-2806-029

* Signed approval must be obtained from the airline prior to travel.

Houdini 28 Harness

- Medifab's **most popular** model of Houdini Harness
- Attachment straps **fasten vertically** around seat
- **Centre-release buckle** to provide postural support, **anti-escape** to prevent removal.



Model	Code	Age Group	Buckle
28	4604-2803-017	Junior to Adult	Centre-Release
28SB	4604-2803-026	Junior to Adult	Anti-Escape

Houdini 31 Harness

- **Most secure harness**, with twin anti-escape buckles
- Can be used on **deep 'bucket' single or bench seat**.
- Can be fitted to some regular booster seats - if straps can be attached to backrest



Model	Code	Age Group	Buckle
31A	4604-3101-017	3 to 8 yrs	Anti-Escape
31B	4604-3102-017	7 yrs to Adult	Anti-Escape

BUCKLE OPTIONS



Anti-Escape

Successfully prevents those with inquisitive fingers, challenging behaviour or learning difficulties from releasing the buckle. Operates in reverse to normal, as it is disengaged by raising a spring-loaded lever and will not press release.



Pen/Key Release

Requires a tool such as a pointed pen or key to prod the buckle release mechanism to open. Medifab supply a release tool with each of these buckles.



Magnet Release

Magnetically released buckles require a particular magnet tool to disengage the buckle cap. Most advanced secure buckle option.

MODEL 28 BENEFITS

Designed to offer postural support and a certain degree of restraint as it is a full 5-point harness. This harness is the same as the Model 27, however the seat attachment straps go vertically around the vehicle seat.

This is suitable for **single or bench seats**. For seats that 'narrow' towards the top of the backrest, the Model 27 is more suitable.

Not a safety harness: must be worn in conjunction with vehicle safety belt.

Upgrade buckle on waist belt:
Pen/key release 4604-2805-031
Magnetic key release 4604-2806-029

MODEL 31 BENEFITS

This harness offers more support due to a front PVC pad that is attached around the individual's torso with two straps fitted with anti-escape buckles.

Not a safety harness: must be worn in conjunction with vehicle safety belt.

Upgrade both buckles on waist band:
Pen/key release 4604-3105-031
Magnetic key release 4604-3106-029

CROSS STRAP

Fit to a harness to hold shoulder straps together & prevent them slipping off.



PVC with side-release buckle
4604-3112-019

PVC with anti-escape
4604-3004-026

PVC with pen release
4604-3004-025



Cross Strap Padded Sleeve (side release buckle)
Sml 4604-3117-017
Lge 4604-3118-017



Designs and styles may vary.

Secure-Fix Vehicle Harness

Secure-Fix Transport waist belts provide security for individuals who are confused or have challenging behaviour.



Easily installed on most vehicle seats and many other suitable chairs

Not a safety harness: must be worn in conjunction with vehicle safety belt



Place the backrest strap around the backrest and Velcro® in place.

Velcro® the waist strap around the user. Engage the anti-escape catch, and connect the vehicle safety belt.

To disengage, use the magnet release key.



PATENTED MAGNET-RELEASE SYSTEM

Positive anti-escape catch system cannot be disengaged without the magnet key.



ACCESSORIES/UPGRADES

Pen/Key Release Buckle Upgrade
4620-6370-031



Anti-Escape Buckle Upgrade
4620-6370-026



Spare Magnetic Locking Cap
4700-0026-000



Spare Magnetic Locking Key
4700-0030-000



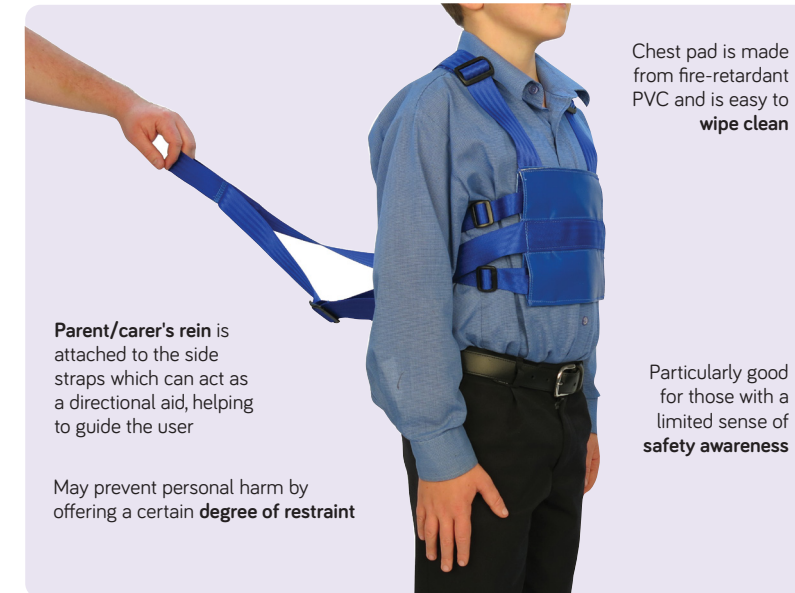
Size	Waist Circumference			Backrest Strap Circumference			
	Small	Medium	Large	Small	Medium	Large	Extra Large
	1 (Child)	2 (Adult)	3 (Large Adult)	Size 1	Size 2	Size 3	Size 4
Code	4620-6361-017	4620-6362-017	4620-6363-017	4620-6181-296	4620-6182-296	4620-6183-296	4620-6184-296
CM	50 - 70	70 - 102	100 - 138	90 - 110	110 - 130	130 - 150	150 - 170

To order a Secure-Fix Vehicle Harness, both a Waist Strap and a Backrest Strap must be selected.

Walking Rein

Curious individuals with challenging behaviour can suddenly slip out of your sight despite your best intentions. A walking rein will help you keep your loved ones close.

Help control children and adults when out walking



Chest pad is made from fire-retardant PVC and is easy to wipe clean

Parent/carer's rein is attached to the side straps which can act as a directional aid, helping to guide the user

Particularly good for those with a limited sense of safety awareness

May prevent personal harm by offering a certain degree of restraint



Ideal to use as a back-up safety method to keep someone within reach, especially during walks to the park where the dangerous roads are never far or in shopping centres where lots of people are distracting.

It is important for safety reasons that the rein strap is always held behind the child and not pulled from the front. This ensures the strain is on the very strong webbing belts and not on the PVC chest pad.

*Note: Never leave your child unattended. This product is not a substitute for proper adult supervision

VERSIONS AVAILABLE

STANDARD REIN

Has waist belt plus chest strap and detachable rein strap



ESCAPOLOGIST REIN

For the very active person. Fitted with a chest belt, waist belt and shoulder straps. Has adjustable and detachable rein.



CUSTOM REINS

Medifab modifications available to meet your custom requirements. Should you require a specific walking rein to suit behavioural needs of young children to adolescents/adults, contact Medifab to discuss available options for your situation.

Model	Code	Age/Size
Standard	4605-0062-017	Fits most ages, up to 97 cm waist circumference
Small Escapologist	4605-0065-017	Up to 8 yrs
Large Escapologist	4605-0066-017	9 yrs to adult



Standing Aids



Give your child the sensation of standing whilst always being sure that they are positioned and supported correctly. From very young children through to older teens, find the solution that will keep your child in the optimum standing position depending on their unique needs.

Jenx Monkey Stander	66
Jenx Prone Stander	67
Dandy Stander	68
Jenx Standz	69
Jenx Multistander	70
Jenx Multistander Abduction	71
Ella Stander	72
Jenx Supine Stander	73

Standing Frame Comparison Chart



Specifications	Prone only					
	JENX MONKEY	JENX PRONE STANDER		DANDY		
		Size 1	Size 2	Size 1	Size 2	Size 3
Description	Gentle introduction to standing with easy to adjust positioning.	Dedicated to assisted prone standing with the child supported at the front		Popular standing frame that gives tool-less adjustability for a wide range of basic needs.		
APPROX AGE OF USER*	9mths-4yrs	3-7yrs	6-14yrs	1-4yrs	4-8yrs	6-15yrs
USER WEIGHT (kg)	25	55kg	70kg	35	45	55
MAX USER HEIGHT (cm)	-	-	-	85	125	145
FOOT TO AXILLA (cm)	(Top of chest pad) 51-75	66-100	82-127	39-57	60-86	76-110
CHEST WIDTH (cm)	15-23	19-29	23-35	17-20	25-30	25-35
HIP WIDTH (cm)	15-23	19-29	23-35	17-20	25-30	25-35
SUPINE TILT	N/A	N/A		N/A		
PRONE TILT	20°	0-40°		19°	14°	11°
MULTI ADJUST KNEE SUPPORT	✗	✗		✓ (Joined together)		
MULTI ADJUST FOOT SUPPORTS	✓	✓		✓		
TRAY TABLE	✓	✓		✓		
HEAD SUPPORT	✗	✗		✗		
POSTURAL SUPPORT LEVEL	Mild/Mod.	Mild/Mod.		Mild		
FRAME FOOTPRINT (cm)	57x88	90x65	99.5x65	63x67	68x80	72x87
LEG ABDUCTION RANGE**	-10°	-10°		-10°		
OPERATION	Gas Assist	Gas Assist		Gas Assist		
KNEE CONTRACTURE ACCOMMODATE	Nil	Nil		Mild		



Supine or prone							Supine only		
JENX MULTISTANDER		JENX STANDZ	ELLA STANDER				JENX SUPINE		
Size 1	Size 2		Size 1	Size 2	Size 3	Size 4	Size 1	Size 2	Size 3
Highly supportive standing frame in prone, supine, or upright.		Abducted standing systems offering prone and supine abducted standing.	Versatile standing configurations for symmetrical and asymmetrical positions.				Robust and easy to use standing solution.		
9mths-6yrs	3-13yrs	1-9yrs	1-3yrs	2-8yrs	6-12yrs	10-18yrs	9mths-4yrs	3-11yrs	10-Adult
35	60	45	30	45	55	75	25	50	100
116	175	138	60-95	90-130	120-155	130-180	105	145	190
Prone 49-86 Supine 57-86	Prone 70-117 Supine 77-117	58-100	40-60	56-88	77-106	89-113	50-107	90-147	154-164
15-26	17-32	18-30	14-22	16-29	19-32	26-37	13-31	13-31	22-44
12-26	17-32	18-30	14-22	16-29	19-32	26-37	13-31	13-31	22-44
90-10°		90°-0°	0-90°				0-80°		
10-90°		0-90°	0-90°				N/A		
✓		✓	✓				✓		
✓		✓	✓				✓		
✓		✓	✓				✓		
✓ (Supine)		✓ (Supine)	✓ (Supine)				✓		
Mild/Mod.		Mild/Mod./Complex	Mod./Complex				Mod./Complex		
56x71	65x95	63.5x90	66x53	78x58	104x71	106x76	57.5x66	65x99.5	76x99.5
-10°		30°	25°	20°	25°	20°	Neutral		
Gas Assist (size 2 electric option)		Gas Assist	Battery/Electric				Battery/Electric		
Supine: Extensive Prone: Mild		Supine: Extensive Prone: Mild	Supine: Very Extensive Prone: Extensive				Mild	Mild	Extensive

* Indicator only, for accurate product selection client measurements are the best guide.
** Measured from vertical (0°) leg alignment to abducted angle

Medifab is as diligent as possible in compiling this information. Medifab does not guarantee the correctness and completeness of the information provided. Equally, Medifab does not guarantee that this information is up to date. For questions concerning our products, their specifications and their utilisation please refer to the instruction manual and/or a product consultant of Medifab. Product specifications are subject to change without notice.

Jenx Monkey Stander

Specifically designed for younger children, the Jenx Monkey is a gentle and fun introduction to standing, providing prone to upright positioning.

Simple and highly adjustable standing system




De-rotational thoracic & pelvis straps with lateral pads that fasten in the centre and adjust independently from either side, enabling a mid-line position to be achieved and maintained

Integral angle-adjustable tray with both bowl and smooth tray infill for a wide variety of different activities

Polyurethane support surfaces with **antimicrobial agent**

Quick, simple & easy to use. Comes as a complete unit and very few adjustments are required



Gentle, bright & friendly

First diagnosis of a child's special needs is difficult for parents who have to learn a whole new vocabulary and deal with equipment and treatments that are new and bewildering. The Monkey has been carefully designed to offer the best in early intervention support in a friendly way.



Flexible growth: chest and hip boards can be independently altered and fixed to accommodate child.

Fully upholstered chest, hip and leg boards help make standing more comfortable, to increase standing tolerance.

Angle can be adjusted with the child in the frame and set to the correct angle with infinite adjustment.

Code	Age	Max User Weight	Angle Range	Base Size	Chest Height (Foot plate-Chest pad top)	Chest Pad Width	Hip Pad Width	Tray Size
5050-0001-000	9 mths-4 yrs	25 kg	20°-90°	88 x 57.5 cm	51-75 cm	66 x 50 x 60 cm	15-23.5 cm	36 d x 53 w cm

ACCESSORIES

Tray Grab Bar
When 1 hand needs to fix to increase functionality
5050-7201-000

Activity Frame
Encourages head control & hand/eye coordination
3615-7475-000



Sandals
Size 1: 5356-6081-000
Size 2 larger users or with splints: 5356-6082-000

Sandal Raising Blocks
Size 1: 5356-6091-000
Size 2: 5356-6092-000



CASE STUDY: CHILD A

Condition: Hydrocephalus, prematurity resulting in prolonged hospital stay from birth.

Background: Child A was born prematurely with complex needs resulting in a prolonged 18 month stay in hospital. Once home Child A was on home O₂, PEG fed and presenting developmental delay. He has moderate head control, some trunk activity, but no independent sitting balance.

General and Emotional benefits (from trialling the Jenx Monkey): Child A is able to practice weight bearing and ensure better hip development and bone density. Plus the change of position gives Child A greater access to the world and interaction on that level. As Child A is very small even though nearly 2 years old, sandal raising blocks were needed to ensure the appropriate level of support and a good stand are achieved. The stander has also meant reduced physical support required to be provided by Mum, allowing her to play with Child A on better level, making both mum and Child A much happier.

Jenx Prone Stander

Dedicated to assisted prone standing with the child supported at the front, the Jenx Prone Stander offers a continuous range of angles so the optimum position for each child can be achieved.

Upright/Prone Standing System



Complete configured package contains the main accessories required, including knee blocks, sandals, and a tray with a bowl.

The length of the Prone Stander is continuously adjustable, not incrementally, which offers every child just the right length to support them as they stand


Can be angled from 0° to 40° giving it a wide range of choice for how you would like your child to be angled while standing

Adjustable hip and chest pads, supports adjust in height and angle, as well as the distance apart from each other



Standard configuration

- Angle-adjustable frame
- Hip and chest pads
- Knee blocks
- Sandals
- Tray with bowl



Can be angled from 0° to 40°

The supports are fully adjustable and are made with polyurethane.

Flexible PU Knee Blocks complete with padded knee straps

Size	Code	Age Range	Max User Weight	Base Size	Chest Width	Hip Width	Hip Pad Height	Chest Height from Footplate	Tilt-in-Space
1	5080-0011-000	3-7 years	55kg	90 x 65cm	19-29cm	19-29cm	41-75cm	66-100cm	0-40°
2	5080-0021-000	6-14 years	70kg	65 x 99.5cm	23-35cm	23-35cm	48-96cm	82-127cm	0-40°

DAYTON'S STORY

Dayton is 7½ and has contractures causing a loss of range of motion in his knees and ankles and has tight hamstrings and calf muscles. He also has a condition in which the femoral neck leans further forward than the rest of the femur, causing the lower extremity on the affected side to rotate internally, for example, the knee and foot twisting towards the midline of the body. He has no hip subluxation, meaning there is no partial dislocation in his hips. He has mild scoliosis to the right of his body, and his Gross Motor Function Measure is measuring at level four.

As Dayton is a non-walker, the regular standing provided with the Prone Stander has had huge benefits for him. These include the weight bearing activity, which increases his bone density and improves circulation. There is prolonged stretching on the muscles which will prevent his contractures from getting worse and it will improve digestion, bladder and bowel function.

ACCESSORIES

Chest Extension Wedge
Size 1 5080-2931-000
Size 2 5080-2932-000

Tray Elbow Blocks
5356-7351-000



Sandal Raising Blocks
Size 1 5356-6091-000
Size 2 5356-6092-000



Dandy Stander

A popular standing aid for children with mild to moderate postural needs. The compact design makes it user friendly in any home and school environment.

Complete Solution for Instant Standing!



No Tools Adjustment!

Knobs make adjusting the frame and supports quick and easy.



Robust frame

Keeps the child's centre of gravity close to the floor for safety. The Dandy Stander has separate chest and pelvic supports, which are adjustable in circumference, height, and direction. This is beneficial as once the child has progressed, the chest support can then be eliminated.



COMPLETE PACKAGE

The Dandy stander comes as a complete package fitted with:

- Knee Supports
- Body Supports
- Tray table
- Foot positioners



FEEDBACK

“ Emma is a clever four year old who has Spina Bifida. She has always been nervous of standing frames... until we tried the Dandy Standing frame! She loves this frame because it's fun-looking, colourful, and feels safe!

Because she has good upper body strength, the chest support was removed for unrestricted activities and learning.

Her mother and Physiotherapist love how adjustable the Dandy is, and how it doesn't look 'medicalised'. ”

Size	Code	Age	Max User Weight	Approx User Height	Tilt Range	Footrest - Table Height	Footrest - Pelvic Support	Footrest - Chest Support	Kneepads - Footrest
1	5061-0000-000	1-4yrs	35kg	85 cm	0° - 19°	51-71 cm	39-57 cm	39-57 cm	18-31 cm
2	5062-0000-000	4-8yrs	45kg	125 cm	0° - 14°	62-82 cm	44-70 cm	60-86 cm	23-44 cm
3	5063-0000-000	6-15yrs	145 cm 55kg	145 cm	0° - 11°	71-93 cm	56-91 cm	76-110 cm	23-54 cm

Jenx Standz

Standz offers Prone or Supine standing and easily accommodates either abducted or neutral leg positioning for children between the ages of 1-9.

Upright/Prone Standing System



Standard configuration

- Base with castors
- Hydraulic assisted tilt
- Pelvic and trunk support pads with strap
- Abducting legs
- Foot positioning plates
- Tray mount

The Standz is able to be used in the Prone or Supine configuration, depending on your child's needs



ACCESSORIES

- Flat Pad Head Support** 5240-4110-044
- Multigrip Head Support**
 1 Link 5356-4601-000
 2 Link 5356-4602-000
 3 Link 5356-4603-000




- Flat Shoulder Support** 5240-2750-044
- Multigrip Body Support** 5240-2721-044



- Pelvic Support Board** 5240-1901-044
- Back Pad** 5240-2402-044



- Standard Knee Support** 5240-1750-044
- Multi-Axis Knee Support** 5240-1770-044



- Sandals**
 Size 1 5356-6081-000
 Size 2 5356-6082-000
- Tray** Always recommended for Prone configuration 5240-7112-044

- Tray Holder** 5240-7112-044



Code	Angle Range	Age Range	Max User Height	Frame Width	Frame Length	Chest & Hip Pad Width	Knee Block Width	Height of Stander	Leg Abduction	Max User Weight	Footplate Angle DorsiFlexion	Footplate Angle PlantarFlexion
5240-0005-044	0-90°	1-9 years	138cm	63.5cm	90cm	18-30cm	12cm	108cm	30°	45kg	10°	-25°

Jenx Multistander

Versatile standing frame, suitable for children from around 9 months right up to 13 years across 2 sizes which provides highly supportive standing. Ideal for growing children in multi-use environments.

Supine, Prone & Upright Standing Frame

De-rotational thoracic & pelvic straps/pads fasten in the centre and adjust independently from either side, enabling a mid-line position to be achieved and maintained. Pads easily remove for side transfers in Supine.



Independently adjustable thoracic and pelvic boards cater for the child's individual proportions while giving scope to avoid pressure on delicate areas such as feeding buttons

Deliberately open design ensures you can always see precisely how the user is positioned each and every time

PU boards and support pads are flexible, easy clean and hygienic



Great for schools!

A child can use the Multistander in prone until they can no longer be safely lifted or are unable to tolerate this position, at which point the frame can then be converted to supine, a hoist transfer used and the child can continue to use the frame.



Huge growth range. Size 1 shown at smallest height; Size 2 at largest height.

Angle can be adjusted with the child in the frame and is easily set using the angle gauge.

Set to exactly the right angle with infinite adjustment. Horizontal position assists transfers.

Size	Code	Age	Max User Height	Angle Range	Frame Width	Chest Pad Width	Hip Pad Width	Chest Pad Height	Height of Stander	Footplate
1	5230-0001	9 mths-6 yrs	116 cm	10° - 90°	50-90 cm	9 cm	66 x 50 x 60 cm	Prone 49-86 cm Supine 57-86 cm	67-94 cm	-15°
2	5230-0002	3-13yrs	175 cm	0° - 80°	67-113 cm	10 cm	86 x 80 x 74 cm	Prone 70-117 cm Supine 77-117 cm	83-128 cm	+15°

ACCESSORIES




Choose from Lime -054 or Blue -066 colourways in most accessories

Multigrip Head Support
1 Link: 5356-4601-000
2 Link: 5356-4602-000
3 Link: 5356-4603-000




Moulded Head Support
5230-4101-XXX
Oval Head Support
5356-4611-XXX



Slim Thoracic Laterals
5356-3241-XXX
Hi-Rise Thoracic Laterals
5230-3251-XXX



Multi-Use Tray
Size 1: 5230-7111-000
Size 2: 5230-7112-000
Elbow Blocks: 5356-7351



Multigrip Body Support Size 2:
5230-2721-XXX



Hip Supports
5356-3221-XXX



Sternal Prompt (Prone)
5230-2910-000
Needs cover 5230-8801



Knee Supports
Size 1: 5356-1751-XXX
Size 2: 5356-1752-XXX



Waistcoat Harness
Size 2: 5230-6712-000
Size 3: 5230-6713-000
Size 4: 5230-6714-000



Sandals
Size 1: 5356-6081-000
Size 2: 5356-6082-000
Size 3: 5356-6083-000



Jenx Multistander Abduction

Multistander size 1 now offers the option of abduction which allows 0-30° of individual leg abduction in 5° increments.

Abduction for children as young as 9 months

The **tool free abduction** mechanism allows simple angle adjustments to the leg position of the user with minimal effort.



0-30° **leg abduction** can be achieved in each leg in 5° incremental stages. The simple yet strong locking mechanism allows legs to be positioned at the desired angle.

Careful consideration has been given to ensure this accessory still allows for **peer height interaction** with the child standing as close to floor height as possible.

Offers **smaller children** (as young as 9 months) the opportunity to continue standing at peer height in either a neutral or abducted hip position.

ACCESSORIES

All Jenx Multistander accessories seen on the previous page, are compatible with the Jenx Multistander Abduction accessory.



Retrofit to your Multistander

The Multistander Abduction accessory is available for purchase as a standalone accessory to retrofit to your existing Multistander Size 1.



Code	Angle Range	Age Range	Max User Height	Frame Width	Frame Length	Chest & Hip Pad Width	Knee Block Width	Height of Stander	Leg Abduction	Max User Weight	Footplate Angle Dorsiflexion	Footplate Angle Plantarflexion
5230-5000-000	0-90°	9 mths - 6 yrs	116cm	56.5cm	71cm	14-27.5cm	12-40cm	61-94cm	30°	35kg	15°	15°

This includes the Abduction Accessory only without the Multistander frame.

Ella Stander

A multiplicity of standing options and huge growth range maximises your investment in this versatile aid for individuals with moderate to severe disabilities.

Versatility for Prolonged Standing



Highly durable frame: easy to assemble and adjust

Easy care upholstery: can be removed for machine washing

Stepless support adjustments: ensure accurate and comfortable positioning

Individual foot and knee adjustments

Can be set up for **supine or prone standing:** change over set-up with only 3 steps

Knee and ankle flexion adjustment for:

- Angles in all directions (including abduction)
- Height
- Width
- Depth



Good hoist access and swing-away side supports to facilitate easy transfers for supine standing

Prone set-up

Supine set-up (shown without tray table)

ACCESSORIES

Standard package includes: headrest, tray, body supports and knee cuffs and offset brackets.

Shoulder Protractors 5220-8460-000 **Harness Fitting Kit** 5220-8460-000



Swing Away Laterals 5220-8460-000 **Tray with Bowl** 5220-8460-000



ELECTRIC POWER ASSIST

Assisted 90° electric tilt function makes ease of adjustment, reduces manual handling and improves client experience.



EASY TO ORDER

Comes standard as fully complete package

Size	Code	Max User Weight	Approx User Height	Footplate to Axilla	Chest / Hip Width	Foot to Petella	Foot to Pelvis	Abduction (Max Angle)	Kneepads - Footrest
1	5221-0020-000	30 kg	60-95 cm	43-68 cm	12-20 cm	14-45 cm	30-54cm	50°: 60 cm User Height 42°: 95 cm User Height	0-25°
2	5222-0020-000	40 kg	90-130 cm	57-97.5 cm	17-25 cm	18-55 cm	47.5-78.5cm	44°	0-25°
3	5223-0020-000	55 kg	120-155 cm	80-128 cm	19-30 cm	20-65 cm	50-104 cm	40°	0-25°
4	5224-0020-000	80 kg	130-180 cm	90-150 cm	25-41 cm	25-85 cm	62.5-122.5cm	40°	0-25°

Jenx Supine Stander

Supine standing system suitable for children standing in a supine position from around 9 months up to adults of up to 100 kg.

Robust Support and Safety




Size 3 has exclusive **numbered boards** so that set-ups can easily be recorded and recreated in a multi-user environment

De-rotational thoracic & pelvis straps/pads fasten in the centre and adjust independently from either side, enabling a mid-line position to be achieved and maintained

PU boards and Support pads are flexible, easy to clean and hygienic

Size 2 & 3 knee straps are uniquely designed to avoid pressure on the patella while providing **flexible, de-rotational support**

Split angle adjustable footplates for Size 3 and Single footboard for Size 1/2



Keeping mobile

Standing is a dynamic process requiring tiny movements of many joints alongside control of the limbs. The Jenx Supine Stander is designed to support standing by enabling the joints to be supported but mobile – this trains balance and encourages development.



Easy set up using the frame's angle gauge. Angle can be adjusted with user in the frame.

Infinite and precise angle adjustment from upright 90° through to horizontal.

Smooth and easy transfers with ability to remove support pads fully. Less carer strain!

Size	Code	Age	Max User Weight	Max User Height	Base Size	Tilt-In-Space	Chest Width	Hip Width	Knee Pad Width	Board Height to Footplate
1	5350-0001-XXX	9 mths-4 yrs	25 kg	105.5 cm	57.5x66 cm	0-80°	13-31 cm	13-31 cm	13-31 cm	50-107 cm
2	5350-0002-XXX	3-11 yrs	50 kg	145.5 cm	65x99.5 cm	0-80°	13-31 cm	13-31 cm	13-31 cm	90-147 cm
3	5353-0003-066	10-18yrs	100 kg	190 cm	76x99.5 cm	0-80°	22-44 cm	22-44 cm	22-44 cm	154-164 cm

ACCESSORIES



Choose from Lime -054 or Blue -066 colourways

Multigrip Headrest
1 Link: 5350-4601-000
2 Link: 5350-4602-000
3 Link: 5350-4603-000

Head Pad Cushion
Size 3: 5353-4602-066
1/2 & wings: 5350-4650-XXX
3 & wings: 5350-4103-XXX




Support Pads & Straps
Small: 5356-3222-XXX
Medium: 5356-3241-XXX
Large: 5353-3223-XXX
X-Large: 5353-3224-XXX

Knee Blocks & Straps
Small: 5350-1761-XXX
Medium: 5350-1762-XXX
XL 1: 5353-1765-XXX
XL 2: 5353-1766-XXX
XL 3: 5353-1767-XXX



Flexion Control Knee Support
Medium: 5350-1772-XXX
XL 1: 5353-1775-XXX
XL 2: 5353-1776-XXX
XL 3: 5353-1777-XXX

Adjustable Tray
Size 1/2: 5350-7111-000
Size 3: 5353-7113-000
Elbow blocks: 5356-7351
Tray Extension Wings: 5353-7170-000



Pommel (for Size 3)
5353-1603-066
Arched Foam Pad Support behind flexed knees
5353-1775-000
Spacer 5353-2730-000

Sandals
Size 1: 5356-6081-000
Size 2: 5356-6082-000
Size 3: 5356-6083-000
Size 4: 5356-6084-000



Improving mobility and independence



Walking Aids



Improve mobility and independence with the assistance of a sturdy and supportive walking aid designed to generate and help their natural step pattern, train the body to keep its balance, and provide a sense of freedom by allowing them to act alone without the help of others.

Flux Walker	77
Grillo Gait Trainer	78

Walking Aids Comparison Chart

Flux Walker



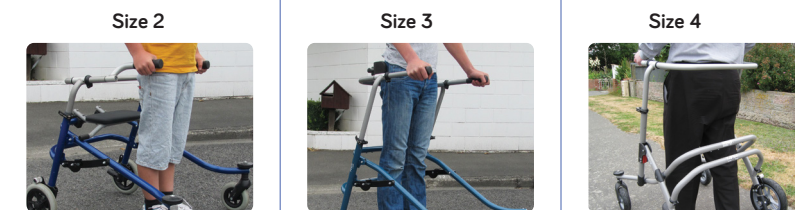
Specifications	GRILLO				FLUX WALKER			
	Mini	Small	Medium	Large	Size 1	Size 2	Size 3	Size 4
Description	Versatile aid that can be either posterior or anterior. Interchangeable supports make it suitable for wide range of users.				Lightweight yet sturdy walking aid with unique design that promotes natural walking patterns.			
APPROX AGE OF USER*	1-6yrs	3-8yrs	8-18yrs	Adults	1-6yrs	3-8yrs	8-18yrs	Adults
MAX USER WEIGHT (kg)	35	40	90	110	60	75	75	100
TOTAL BODY HEIGHT (cm)	75-90	90-135	10-160	190	65-115	95-130	110-170	Adult
FOOT - AXILLA (cm)	52-77	10-160	10-160	81-143			N/A	
FOOT - HIP (cm)	41-63	10-160	10-160	81-143			N/A	
PRODUCT WEIGHT (kg)	13.5	Posterior: 15.7 Anterior: 16.2	Posterior: 17.7 Anterior: 19.5	Posterior: 22 Anterior: 23	6.5	6.8	7.1	9.1
ANTI-REVERSE MECHANISM		✓					✓	
CHEST SUPPORT		✓					✗	
HIP POSITIONER		✓					✓	
FOREARM SUPPORTS		✓					✓	
LEG DIVIDER/SEPARATOR		✓					✗	
FOOTPRINT (cm)	57x72	65x75	76x91	80x98	64x65	69x81	74x88	78x91
FOOT TO HAND GRIP HEIGHT(cm)		Variable			48-61 (Std...) 43-68 (uni.)	57-81 (Std...) 51-88 (uni.)	69-87 (Std...) 62-94 (uni.)	82-102 (Std...) 75-102 (uni.)
SADDLE SEAT		✓					✗	
SLING SEAT		✓					✓	
ATTENDANT HANDLE		✓					✗	
FRICTION/SPEED BREAK		✓					✓	
FOLDING SEAT OPTION		Posterior Only					✓	

The Flux is a lightweight but sturdy posterior walking aid which encourages upright posture and promotes natural walking movements.

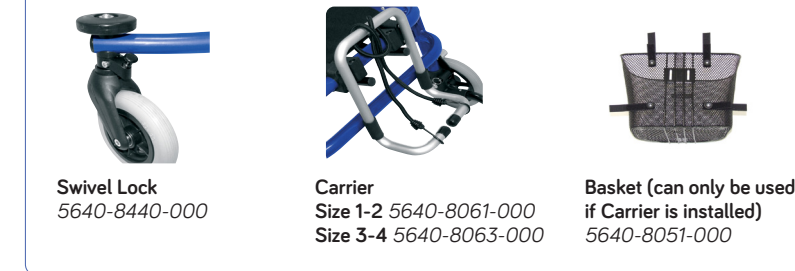
Dependable support for children & adults



Which size?



Added extras



ACCESSORIES

- Fold-Up Seat**
1-3 5640-0201-000
4 5640-0204-000
- Multi Adjustable Hip/Bottom Pad**
5640-1900-000
- Dynamic Hip Support**
For Orthoses 5640-1951
Soft Suspension 5640-1952
Hard Suspension 5640-1953
- Sling Seat**
Hip 57-77 cm 5640-1921-000
Hip 73-103 cm 5640-1922-000
- Add Hip Belt (Required)**
Hip 53-83 cm 5640-6201
Hip 65-115 cm 5640-6202
- Add Sling Seat Rail**
Size 1 5640-1931-000
Size 2 5640-1932-000
Size 3-4 5640-1933-000



- Forearm Supports with Hand Grips**
2 Axial 5640-5501-000
3 Axial 5640-5502-000
- Driving Brake & Wheel Lock**
Size 1-3 5640-8451-000
Size 4 5640-8454-000



- Anti-Tipper**
Size 1-3 5640-8421-000
Size 4 5640-8424-000
 - Universal Handlebars**
Size 1 5641-5751-000
Size 2 5642-5752-000
Size 3 5643-5753-000
Size 4 5644-5754-000
 - Anti-Tipper & Castor**
Size 1-3 5640-8425-000
Size 4 5640-8428-000
- Not compatible with forearm supports*



Size	Code	Colour	Standard Grip Height	Universal Grip Height	Frame Width	Frame Length	Frame Weight	Max User Weight
1	5641-0001-000	Red	48-61 cm	43-68 cm	64 cm	65 cm	6.5 kg	60 kg
2	5642-0001-000	Dark Blue	57-81 cm	51-88 cm	69 cm	81 cm	6.8 kg	75 kg
3	5643-0001-000	Light Blue	69-87 cm	62-94 cm	74 cm	88 cm	7.1 kg	75 kg
4	5644-0001-000	Silver	82-102 cm	75-102 cm	78 cm	91 cm	9.1 kg	100 kg

* Indicator only, for accurate product selection client measurements are the best guide.

Medifab is as diligent as possible in compiling this information. Medifab does not guarantee the correctness and completeness of the information provided. Equally, Medifab does not guarantee that this information is up to date. For questions concerning our products, their specifications and their utilisation please refer to the instruction manual and/or a product consultant of Medifab. Product specifications are subject to change without notice.

Grillo Gait Trainer

Grillo easily adjusts and is tool-free for user growth, transportation or multi-patient use. Measurement bars allow for quick, easy and accurate adjustment.

Sturdy walking aid designed for children through to adults with physical disabilities

Constant centre of gravity with patented height adjustment, allows for postural correction with the user in situ

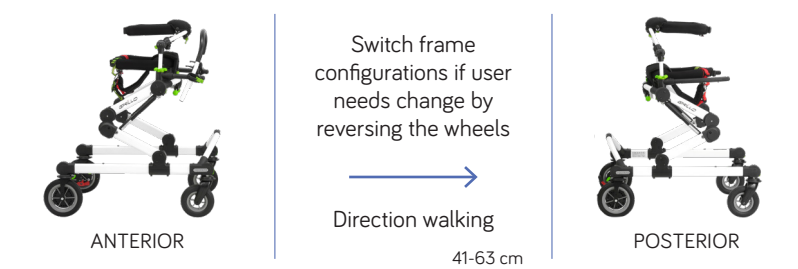


Huge growth range means Grillo will accompany the user's growth for a long time within a single size

Precise & continuous adjustments. Versatile with a range of interchangeable components.

Basic or complex configurations

Anterior or Posterior?



STANDARD PACKAGES

ANTERIOR PACKAGE contains

- Pelvic and trunk support
- D Handle
- Pelvic harness
- Front direction locks
- Drag brakes
- Anti-reverse locks
- Foot activated brakes



Size Mini

POSTERIOR PACKAGE contains

- Pelvic support
- Pelvic harness
- Trunk support
- Adjustable handle bars
- Direction locks
- Drag brakes
- Anti-reverse locks
- Foot activated brakes



Size Mini

ACCESSORIES

Leg Divider with Moving Leg Cuffs
 Mini 5750-5400-000
 Sml 5750-5401-1-2
 Med 5750-5403-3-4
 Lrg 5750-5405-005



Padded Saddle Seat for Anterior or Posterior
 Min/Sml 5750-0211-1-2
 Med 5750-0213-3-4
 Lrg 5750-0215-005



Arm Gutter Supports
 Ant, Sml 5750-5501-1-2
 Ant, Med/Lrg 5750-5503-3-4
 Post, Sml 5750-5511-1-2
 Post, Med/Lrg 5750-5513-3-4
 Arm Straps Available



Handlebars for Posterior
 Sml 5750-5711-1-2
 Med 5750-5713-3-4
Hand grips Sml
 5750-5721-1-2
Hand grips Med
 5750-5723-3-4



Height Adjust, Folding Seat for Posterior
 Sml 5750-0201-1-2
 Med 5750-0203-3-4



Lumbar Support for Posterior Frame
 Sml 5750-2501-1-2
 Med 5750-2503-3-4



Weight Bars
 Sml 5750-8431-1-2
 Med 5750-8433-3-4



Assistant Push Handle
 S/M/L 5750-8600-000



Ergonomic Handles
 Ant 5750-5730-000
 Post 5750-5735-000



Head Support
 S/M 5750-4600-000



Rear wheels feature:

- Anti reverse Device: Stops wheel from going backward.
- Adjustable Friction: To reduce speed of movement. 4 levels of adjustment.
- Hand brake compatibility
- Wheel stop brake: useful while positioning the child and during transportation.



Front swivelling wheels feature:

- Directional locks: prevent front wheels from steering, ensure linear stability and allow the user to focus their residual abilities only on linear walking rather than on lateral control.



Quick adjustments


Adjustments are made with levers or handles without need for tools, and can be made with the user in the frame.

Graduated bars

On all adjustable supports, to allow reset of the exact position after Grillo has been folded or used.

Simple & quick folding

Grillo folds without requiring any components to be removed.



Independent trunk /pelvis supports

Ergonomic and fully adjustable in width/circumference, height, tilt, and forwards/back.

Ergonomic harness

Has a slight abduction effect without generating pressure. Adjustable, removable and machine washable.

Easily stored and transported

Grillo folds in a single operation, reducing size for storage and transportation.

Size	Posterior Code	Anterior Code	Pelvic Support Height	Trunk Support Height	Support Circumference	User Height Range	Max Load	Footprint (cm)
Mini	5750-0140-000	5750-0011-000	41-63 cm	52-77 cm	53-79 cm	75-90 cm	35 kg	57 (W) x 73 (L)
Sml	5750-0151-12B + 5750-1000-000	5750-0051-12B	49-84 cm	69-100 cm	55-80 cm	90-135 cm	40 kg	65 (W) x 75 (L)
Med	5750-0153-34B + 5750-1000-000	5750-0053-12B	54-100 cm	76-125 cm	67-103 cm	110-160 cm	90 kg	76 (W) x 91 (L)
Lrg	5750-0155-05B + 5750-1000-000	5750-0055-05B	63-117 cm	81-143 cm	78-115 cm	Up to 190 cm	110 kg	80 (W) x 111 (L)

Bathroom



Showering and bathing are both essential activities however they can be the most challenging. Find the correct bathroom aids that make these tasks easier and simpler, and provide a practical yet supportive solution.

Providing creative solutions for everyday tasks

Bathroom Comparison Chart



Specifications	SHARKY COMMODE SYSTEM		ULTIMA				ULTIMA TRANSFER SYSTEM*		SPAGHETTI
	1	2	Sml	Med	Lrg	XLrg	Med	Lrg	
Description	Sharky has been designed for multifunctional applications and ease of handling.		Modular bath chair with multiple independent seat, back and leg adjustments				Multi-functional transfer system that can be used for positioning, as a roll-in shower chair or bath slider		Simple yet highly comfortable shower chair for many body shapes.
MAX LOAD (kg)	60		45	59	72	82	72	82	110
SEAT DEPTH (cm)	27-36	27-40	25	28	33	38	33	38	110
SEAT WIDTH (cm)	24, 27, 30	29, 32, 35	36	36	38	43	38	43	46
BACKREST HEIGHT (cm)	42	42	51	56	69	79	68	78	50
FOOTPLATE HEIGHT			N/A				33	38	36-46
TILT IN SPACE	-10° to 45°		✗				✗		15° Seat Angle
RECLINE			90-180°				90-180°		90-115°
GROWTH ADJUST SEAT			✗				✗		✓
TOILET CLEARANCE HEIGHT (cm)	52	52	N/A				50 (Max.)		N/A
OVERALL WIDTH (cm)			42.5	42.5	45	50	71-76		60
OVERALL LENGTH (cm)			110	112	132	152	132		108
FOOTPLATE ELEVATION			✓				✓		✓
POSTURAL SUPPORT LEVEL			Mild/Moderate/Complex				Mild/Moderate/Complex		Complex
SEAT HEIGHT RANGE (cm)			10-38				60-70		Front 57, Rear 45
USAGE	Bath/Shower		Bath/Shower				Bath/Shower		Shower only

* All Ultima Transfer System specifications apply to Folding Frame only

Medifab is as diligent as possible in compiling this information. Medifab does not guarantee the correctness and completeness of the information provided. Equally, Medifab does not guarantee that this information is up to date. For questions concerning our products, their specifications and their utilisation please refer to the instruction manual and/or a product consultant of Medifab. Product specifications are subject to change without notice.

Sharky Bathroom Chair


Sharky has been designed for multifunctional applications and ease of handling.

Multifunctional commode for bath and shower use



BACKREST RECLINE

Simple to use system for easy and secure handling.



45° TILT-IN-SPACE

The special construction of the tilt mechanism allows to 45 tilt of seat to ensure comfort and high safety especially when showering.



HEIGHT ADJUSTMENT

Works with two stainless steel gas pressure springs which makes it easy and comfortable to use.



COMPACT FOLDING

Fold down to compact height of just 28cm, even with seat attached, makes transport and storage easy.



REMOVABLE PADDING

Easy care removable padding for cleaning the Sharky.



Accessories

Removable Footrest System
6085-1810-000



Push Handles
6085-8600-000



Lateral Pads
1: 6085-3310-000
2: 6085-3320-000




Headrest
6085-4750-000



Neoprene Shoulder Harness
1: 6085-6610-000
2: 6085-6620-000



Hip Belt with Neoprene Pad Sizes
1: 6085-1910-000
2: 2880-1920-000



Removable & Height Adjustable armrest
6085-5500-000



Abduction Block
1: 6085-1500-00



Depth Adjustable, removable tray table
6085-7100-000




Neoprene Calf Strap
6085-6160-000



Neoprene Ankle Huggers
1: 6085-6101-000
2: 6085-6102-000



Removable Commode Pan with retainer
6085-8210-000



Removable Splash Guard
6085-7675-000




Seat Infill pad
6085-0401-000



Bath subframe with seat angle adjustment
6085-0500-000



Toilet Adapter
6085-0600-000



Seat width reducing hip supports
1: 6085-1110-000
2: 6085-1120-000
3: 6085-1130-000



Size	Base Code	Seat Width	Seat Depth	Backrest Height	Toilet Clearance	Seat Angle	Backrest Angle	Knee Angle	Footplate Angle	Armrest Height	Wheel Diameter	Weight Limit
1	6081-0015-000	24, 27, 30cm	27-36cm	42cm	52cm	-10° to 45°	72-120°	78-138°	80-100°	14,5 - 20,5cm	75, 100cm	60kg
2	Launching Soon	29, 32, 35cm	27-40cm	42cm	52cm	-10° to 45°	72-120°	78-138°	80-100°	14,5 - 20,5cm	75, 100cm	60kg

Sleep



Around the clock sleep solutions for even the most complicated problems.

Better nights,
better days

Sleep Systems	89
Safe Surround Genie Bed	90
Safe Surround Plus Bed	91

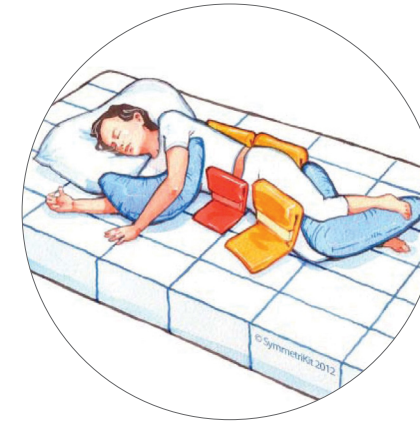
Lying & Positioning Catalogue



Do you have this resource?

Email solutions@medifab.com to request a copy


Sleep Systems by Medifab



Symmetrisleep System

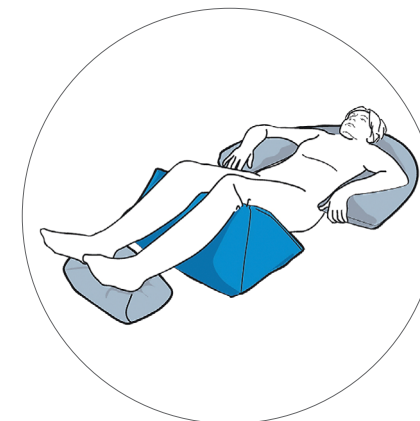
Comprised from different components which can be individually scripted/prescribed in order to maintain the best posture possible as well as to prevent abnormal tonewhile sleeping. Can accommodate children through to adults in prone, supine or side-lying positions. Uses a combination of velcro sheets and brackets, and pillows with adjustable chipped foam filling.

Especially unique in this range is the **Coolover**® technology fabric, designed to assist in the microclimate of the skin thus controlling body temperature regulation.



Dreama™ by Jenx

Pressure reducing mattress and lying posture support system combined. Suitable for children and adults with several clinical conditions such as asymmetric posture, high pressure care needs, general postural discomfort and low positioning incited by abnormal tone. Great option for those with increased tone due to the positioning elements (cushions, wedges and rolls) being fastened to the base frame through the slots in the mattress. **Glide-lock**™ technology means there are no difficult fastenings, no nuts and bolts, no noisy Velcro tape, just a supportive large variety of pad accessories that simply slide and lock in where needed.



CareWave & Poz'In'Form

Body positioning systems which offer lying and seating support to infants and adults. Various shapes are available depending on the user's need for positioning.

CareWave: Unique micro-particle padding provides flexibility and a moulding effect, essential to support asymmetric postures, fill body gaps and for comfort around the user's body and limbs.

Poz'In'Form: Microfibre filled cushions are designed to perform various support and comfort functions for long-term bedridden people.



Simple Stuff Works

High quality education and therapeutic positioning equipment with an aim to eradicate the preventable problems associated with body shape distortion.

Simple Stuff Works take pride in the fact that their equipment is silent, hygienic and simple to use. The system uses mesh to keep the brackets in place, and has a variety of pillow sizes, wedges and leg supports available. Fibre filled cushions mean that heat production is reduced. Training programs are available in Australia and New Zealand to allow implementation of this powerful form of therapy as safely and as humanely as possible.

Safe Surround Genie Bed

The Safe Surround Genie bed is for children and adults that can be found in dangerous positions due to movement during the night and need a safe environment for greater containment.

Superior Nursing Care for Children and Adults

Perspex panels provide free eye contact with carers, and the individual can take in what is going on around them

High quality craftsmanship: durable Beech timber with attractive aesthetics on around them



For **carers in wheelchairs** Genie provides ample clearance of up to 74 cm

Sufficient clearance for **hoist transfers**

Standard Features



Adjustable lying surface including 4 section profile sleeping platform, Standard foam mattress, 4 locking castors.



Raise mattress level high to assist carers when tending to the client.



Lower mattress level to enable independent transfers.

SAFETY FEATURES FOR GENIE & PLUS BEDS

- Safe interior to prevent entrapment of head or limbs.
- Special door locking system prevents the doors being opened from the inside.
- Unique door hinge system that doesn't entrap fingers.
- High quality fittings and locking mechanisms.
- Power cut-off plug. When the hand switch is not activated (power disconnected state) all electrical components of the bed are disconnected from the mains and therefore no electricity is used. Electric and magnetic fields in the bed are prevented.
- Maintenance-free DC motors and manual safety switch.
- Emergency lowering in the case of power failure
- Special wooden surface coating that seals the surfaces for maximum hygiene.
- Sweat and saliva resistant wood treatment in accordance with DIN 71-3 Children's Toys Safety Act.

OPTIONS

Mattress Incontinence Cover
7956-0026-000



Pressure Relief Foam Mattress
7956-0011-051



Internal Padding as Required. Velcro attachment.



Safe Surround Plus Bed

The Safe Surround Plus beds are for children and adults that are able to pull themselves to kneeling and/or standing positions and require higher bed doors to provide a safe environment.

Safe environment for active people with challenging behaviour

Designed for those who have **restless motor functions** or **seriously disruptive behaviours**

High quality craftsmanship: durable Beech timber with attractive aesthetics



Extremely stable and strong construction to withstand forces

Lower the mattress level to enable **self-transfers**

Standard Features



Roomy internal measurements and door height options to protect almost any active child from harming themselves.



- Height adjustable lying surface
- 5 section profiling sleeping platform



- Standard foam mattress
- External door locking bar


DOOR SYSTEM

Two handed exterior door release system with special locking system that prevents the doors being opened from the inside.




PROFILING SLEEP PLATFORM

Assists physical needs of the user, and height adjustable to achieve ergonomic height for the parent/carer




OPTIONS

Mattress Incontinence Cover
7956-0027-000



Pressure Relief Foam Mattress
7956-0011-051



Internal Padding as Required. Velcro attachment.



Code	Door Height	Clearance Height (For Wheelchair)	Weight Limit	Inside Dimensions	Overall Height	Lying Height	Outside Dimensions
7959-0006-000	98 cm	74 cm	150 kg	200 x 90 cm	Min. 137 cm Max. 197 cm	Min. 42cm Max. 102 cm	223 x 101 cm

Code	Door Height	Weight Limit	Inside Dimensions	Overall Height	Lying Height	Outside Dimensions
7953-0008-000	135 cm	150 kg	200 x 100 cm	184 cm	55 cm - 95 cm platform height (top of mattress)	215 x 117cm (with locking bars in place)
7953-0011-000	170 cm			220 cm		

Product Index

Acheeva Learning Station	41	Ipai Car Seat	48
BINGO Mini Evo	14	Jenx Atom	32
BINGO Mini Evo Accessories	15	Jenx Corner Seat	30
BINGO Evo	16	Jenx Junior+	31
BINGO Evo Accessories	17	Jenx Monkey Stander	66
BINGO Spex Stroller	18	Jenx Multistander	70
Carrot 3000 Car Seat	50	Jenx Multistander Abduction	71
Carrot 3000 Accessories	51	Jenx Nursery Table	38
Carrot XL	52	Jenx Prone Stander	67
Carrot XL Accessories	53	Jenx Rolls & Wedges	39
Cobra Base	35	Jenx Standz	69
Dandy Stander	68	Jenx Supine Stander	73
Duro Stroller	23	Jenx Therapy Bench	38
Ella Stander	72	Jenx Ziggy	40
Endeavour Stroller	25	Kidsflex Car Seat	49
Flux Walker	77	Kool Stride Sports Buggy	24
Gravity Chair	34	Pixi Stroller	22
Grillo Gait Trainer	78	Safe Surround Genie Bed	90
Hero Car Seat	46	Safe Surround Plus Bed	91
Houdini 13 Harness	58	Secure-Fix Vehicle Harness	60
Houdini 22 Harness	58	Sharky Bathroom Chair	84
Houdini 27 Harness	58	Starlight Car Seat	47
Houdini 28 Harness	59	Walking Rein	61
Houdini 31 Harness	59		

We are always developing easier ways to script our more complex products!

Find our large range of pictorial ordering guides on www.medifab.co.nz to help you configure equipment to accurately meet your needs and those of the client.



medifab®

32 Detroit Drive
Rolleston 7675
New Zealand

0800 543 343 (NZ)

solutions@medifab.com

medifab.co.nz



THIS RESOURCE BELONGS TO: