

Spex SuperHigh Contour Cushion

1. SELECT SIZE

WIDTH	LENGTH	CODE	
8" 20 cm	8" 20 cm	1105-0808-OSS	<input checked="" type="checkbox"/>
	10" 25 cm	1105-0810-OSS	<input checked="" type="checkbox"/>
10" 25 cm	10" 25 cm	1105-1010-OSS	<input checked="" type="checkbox"/>
	12" 30 cm	1105-1012-OSS	<input checked="" type="checkbox"/>
	XX XX	1105-10XX-OSS	<input checked="" type="checkbox"/>
11" 28 cm	10" 25 cm	1105-1110-OSS	<input checked="" type="checkbox"/>
	12" 30 cm	1105-1112-OSS	<input checked="" type="checkbox"/>
	XX XX	1105-11XX-OSS	<input checked="" type="checkbox"/>
12" 30 cm	12" 30 cm	1105-1212-OSS	<input checked="" type="checkbox"/>
	14" 35 cm	1105-1214-OSS	<input checked="" type="checkbox"/>
	XX XX	1105-12XX-OSS	<input checked="" type="checkbox"/>
13" 33 cm	12" 30 cm	1105-1312-OSS	<input checked="" type="checkbox"/>
	14" 35 cm	1105-1314-OSS	<input checked="" type="checkbox"/>
	XX XX	1105-13XX-OSS	<input checked="" type="checkbox"/>
14" 35 cm	14" 35 cm	1105-1414-OSS	<input checked="" type="checkbox"/>
	16" 40 cm	1105-1416-OSS	<input checked="" type="checkbox"/>
	18" 45 cm	1105-1418-OSS	<input checked="" type="checkbox"/>
15" 38 cm	XX XX	1105-14XX-OSS	<input checked="" type="checkbox"/>
	14" 35 cm	1105-1514-OSS	<input checked="" type="checkbox"/>
	16" 40 cm	1105-1516-OSS	<input checked="" type="checkbox"/>
16" 40 cm	XX XX	1105-15XX-OSS	<input checked="" type="checkbox"/>
	16" 40 cm	1105-1616-OSS	<input checked="" type="checkbox"/>
	18" 45 cm	1105-1618-OSS	<input checked="" type="checkbox"/>
17" 43 cm	20" 50 cm	1105-1620-OSS	<input checked="" type="checkbox"/>
	XX XX	1105-16XX-OSS	<input checked="" type="checkbox"/>
	17" 43 cm	1105-1717-OSS	<input checked="" type="checkbox"/>
18" 45 cm	18" 45 cm	1105-1718-OSS	<input checked="" type="checkbox"/>
	XX XX	1105-17XX-OSS	<input checked="" type="checkbox"/>
	18" 45 cm	1105-1818-OSS	<input checked="" type="checkbox"/>
19" 48 cm	20" 50 cm	1105-1820-OSS	<input checked="" type="checkbox"/>
	22" 55 cm	1105-1822-OSS	<input checked="" type="checkbox"/>
	XX XX	1105-18XX-OSS	<input checked="" type="checkbox"/>
20" 50 cm	18" 45 cm	1105-1918-OSS	<input checked="" type="checkbox"/>
	20" 50 cm	1105-1920-OSS	<input checked="" type="checkbox"/>
	XX XX	1105-19XX-OSS	<input checked="" type="checkbox"/>
22" 55 cm	18" 45 cm	1105-2018-OSS	<input checked="" type="checkbox"/>
	20" 50 cm	1105-2020-OSS	<input checked="" type="checkbox"/>
	22" 55 cm	1105-2022-OSS	<input checked="" type="checkbox"/>
24" 60 cm	XX XX	1105-20XX-OSS	<input checked="" type="checkbox"/>
	18" 45 cm	1105-2218-OSS	<input checked="" type="checkbox"/>
	20" 50 cm	1105-2220-OSS	<input checked="" type="checkbox"/>
Up to 20" 50 cm	22" 55 cm	1105-2222-OSS	<input checked="" type="checkbox"/>
	XX = _ _ _ _	1105-2929-OSS	<input checked="" type="checkbox"/>
Up to 25" 63 cm	XX = _ _ _ _	1105-2939-OSS	<input checked="" type="checkbox"/>

PACKAGE INCLUDES:

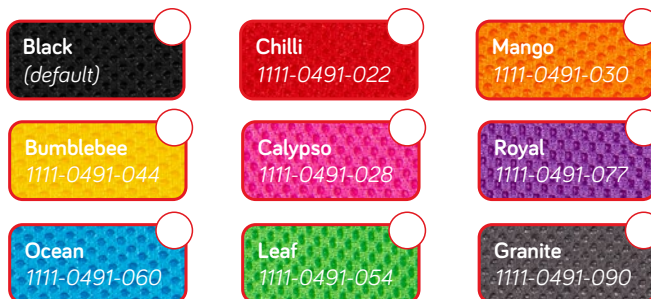
- Outer Cover
- Incontinence Cover
- Cushion Foam Unit
- Positioning Pad Kit



10 - 13" TROUGH HEIGHT = 80MM
14"+ TROUGH HEIGHT = 100MM

2. SELECT COLOUR

Your colour selection applies to any extra covers ordered



3. SELECT ACCESSORIES

✓ ACCESSORY	IMAGE
<input type="checkbox"/> Extra Outer Cover (A) 1125-WWDD-6SS (insert width and depth relevant to cushion size)	
<input type="checkbox"/> Extra Incontinence Cover (B) 1135-WWDD-7SS (insert width and depth relevant to cushion size)	
<input type="checkbox"/> Rigidiser Base Panel (can be inserted inside cover for a rigid surface) 1110-WWDD-200	
<input type="checkbox"/> Extra Positioning Kit 1111-0273-000	
<input type="checkbox"/> 5° Wedge 1209-2724-300	

4. CUSTOMISE

Refer to Cushion Customisations Page

Cushion Customisations

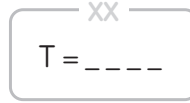
This page details common customisations, for full custom options please refer to the Spex Custom Cushion Script Form



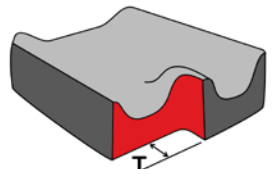
LEG LENGTH DISCREPANCY

1111-0292-000

MEASUREMENTS



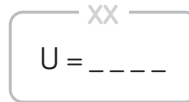
REFERENCE DRAWING



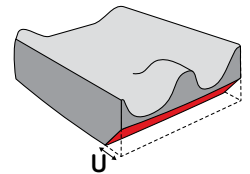
FRONT EDGE CUT-BACK FOR LEG CONTRACTURES

1111-0317-000

MEASUREMENTS



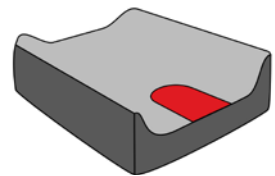
REFERENCE DRAWING



REMOVE MEDIAL THIGH SUPPORT

1111-0335-000

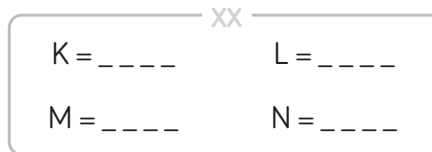
REFERENCE DRAWING



SPECIFY MEDIAL SUPPORT DIMENSIONS

1111-0294-000

MEASUREMENTS



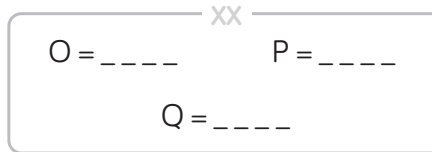
REFERENCE DRAWING



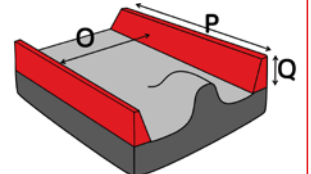
SPECIFY LATERAL THIGH SUPPORT DIMENSIONS

1111-0295-000

MEASUREMENTS



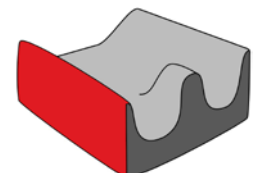
REFERENCE DRAWING



INCREASE REAR HALF HEIGHT TO FULL LATERAL THIGH SUPPORT (SUPERHIGH CONTOUR ONLY)

1111-0304-000

REFERENCE DRAWING



ADDITIONAL PRESSURE RELIEVING OVERLAY

1111-0391-000



SUPRACOR® HONEYCOMB

1111-0431-000

REFERENCE DRAWING

