

Selected as speakers  
by the scientific  
committee of:



**ORMESA®**

• MADE IN ITALY SINCE 1980 •

**GRILLO**







# GRILLO

## One single gait trainer, endless opportunities.

**Grillo** is a gait trainer designed to facilitate the autonomous movement of children and adults.

Grillo's original design and **patented height adjustment system** makes it **stylish and safe to use**.

Available in the **front and rear drive models**, it is extremely customizable, **easy to use and versatile**, due to its various adjustments and wide range of available supports.



PRODUCT REGISTERED  USA

PRODUCT MARKED 

# Dynamic frame

## Gait trainer with an optimal centre of gravity

### Grillo grows with you

With its extremely light aluminium folding frame, **Grillo is easy to push and manoeuvre** for those with reduced voluntary motor skills and balance, and folds up for compact storage and ease of transport.

It has a gas-spring system that allows for safe and easy frame adjustment, **even in use**, whether stationary or in movement.

**The optimal centre of gravity height adjustment system** allows a Grillo of just one size to adapt to the growth of a child over a long period of time.









# Designed to help children c

SIZE *mini*

SIZE **S**

SIZE **M**

SIZE **L**

100

80

60

40

20



and adults be independent

## Grillo is available in four sizes









Configurable  
to adapt to  
any need

GRILLO

# Front Drive



## PT Configuration with pelvic and thoracic supports and handlebar.

For users needing both pelvis and trunk support. The two independent supports allow forward flexing of the trunk to facilitate the gait cycle.

SIZE **mini**

SIZE **S**

SIZE **M**

SIZE **L**



## PTM Configuration with pelvic support, table and handlebar.

For users needing both frontal pelvic and trunk support. The upper limb support facilitates trunk control.

SIZE **mini**



# Rear Drive



## PT Configuration

**with pelvic support, thoracic support and handles.**

For users needing both rear pelvic and trunk support. The two independent supports allow forward flexing of the trunk to facilitate the gait cycle.

SIZE **mini**

SIZE **S**

SIZE **M**

SIZE **L**

# Independent anatomical supports for trunk and pelvis



Their versatility, adaptability and ergonomics ensure safety, stability and all the way round support for the user while both standing and walking.

**They support the user's trunk without forcing its positioning or movement.**

Designed and built to give the same **feeling of safety and support** as a parenting supporting their child.

The anatomical supports are available in 4 sizes, just like the frames. However, in order to meet the specific needs of a user, such as very tall and thin person, it is sometimes **better to use the supports of a smaller size than the frame.**

Supports size S, frame size M





# Precise, continuous adjustments

All adjustments are made using levers or adjustable safety handles, without needing any tools. This allows safe and easy adjustments and modifications, **even while in use**. It also allows for easy addition and removal of interchangeable supports.



Inclination adjustment.




Circumference and width adjustment.



Height adjustment (upper pelvis size L is adjustable only with the frame).



Forward-backward adjustment.





## Graduated bars

Present on all adjustable supports, these **allow a certain posture to be set or restored by the doctor or therapist** after closing the frame or use by another user, thus avoiding the risk of adjusting the aid in an inappropriate way.



## Ergonomic harness

With an abductive effect, **it supports the user in case of need, when needed acts as weigh bearing relief on lower limbs without generating any genital or inguinal pressure.** Made to ensure maximum comfort and safety, it is removable, machine washable and easy to adjust.



## Quick and easy folding

The Grillo can be folded in one movement, for compact storage and ease of transport. **The frame folds in on itself without the need to remove any support.**



# Ormesa designed wheels

## suited to any surface

### Rear wheels with:

- > **Anti-rollback system:** that prevents backwards movement. Suited to users without good head or trunk control using the device for the first time.
- > **Adjustable braking:** to reduce gait speed. 5 adjustment positions.
- > **Compatible with manual braking.**
- > **Parking brake:** it is easily operated by the red pedal. Useful for positioning the user and for transport.

### Front swivel wheels with:

- > **Steerable wheels:** that prevent the front wheels from turning, guaranteeing linear stability and allowing the user to focus exclusively on propulsion and not on steering control.
- > **By reversing the wheels, it is possible to transform the front configuration into a rear one, and vice versa.**

### Wheel dimensions:



|       |       |       |        |         |
|-------|-------|-------|--------|---------|
| front | 15 cm | 15 cm | 17,5cm | 17,5 cm |
| rear  | 20 cm | 20 cm | 25 cm  | 25 cm   |



# Postural supports and inte



## 865 Multiadjustable headrest

With height, inclination and forward-backward adjustment.



## 925 Thoracic support

Configurable, by replacing the tubes, as follows:

- > Upper thoracic, size mini on Grillo S.
- > Upper thoracic, size S on Grillo M.
- > Upper thoracic, size M on Grillo L.



## 924 Pelvic support

Configurable as follows:

- > Upper pelvis, size mini on Grillo S.
- > Upper pelvis, size S on Grillo M.
- > Upper pelvis, size M on Grillo L.



## 930 Ergonomic harness

Further adjustable for sizes M and L.

Configurations:

- > Harness size S on Grillo M.
- > Harness size M on Grillo L.



## 894 Rear table belt for Grillo PTM

With circumference adjustment, for size mini.



## 926 Adjustable handlebar

With depth, height and inclination adjustment.



# Interchangeable components



## 809 Arm supports

With depth, inclination, rotation, height and pronosupination adjustment. Also positionable outside the handle.



## 943 Arm straps

With circumference adjustment.



## 809 Arm supports for size mini

With height, depth and rotation adjustment.



## 943 Arm straps for size mini

With circumference adjustment.



## 937 Ergonomic handles for Grillo mini PTM

With height, inclination, forward-backward, rotation and width adjustment.



## 939 Ergonomic handles

With height, inclination, forward-backward, rotation and width adjustment.

# Postural supports and inte



**927 Removable knobs**  
Independent width adjustable.



**919 Lumbar thrust support**  
With height adjustment. For size S and M.



**918 Folding seat**  
With height adjustment and foldable.  
For size S and M.



**815 Proximal abductor**  
With height adjustment. Provides support in case of need, and can be closed while walking.

**NEW**



**946 Ergonomic saddle**  
With strap adjustment.



**923 Additional assistant push handle**  
With height adjustment.



# Interchangeable components



## 890-C Leg divider with thigh loops

To prevent lower limb adduction. **Guides the gait cycle**, facilitating the correct sequence of movements. Height, circumference and stride width adjustable. **Innovative design** ergonomic leg loops offer three degrees of freedom: longitudinal, vertical and rotative, allowing for natural physiological walking movements.



## 890-SC Distal abductor

With height adjustment.



## 810 Weighting bars

Grillo Small + 2,6 kg. x 2.  
Grillo Medium and Large + 3,4 kg. x 2.



## 928 Rear narrow base wheels with parking brake pedals

Pair of Ø200 fixed wheels and forks with parking brake pedals.  
Frame width reduction:  
size M from 76 to 68.5 cm  
size L from 80 to 72.5 cm.

NEW



## Rear Wheels with:

- > Anti-rollback system.
- > Adjustable braking.
- > Parking brake.










# Grillo front drive sizes and weight

|                                      | mini PTM         | mini             | small             | medium             | large              |
|--------------------------------------|------------------|------------------|-------------------|--------------------|--------------------|
| A: height ground to thoracic support | from 60 to 76 cm | from 51 to 75 cm | from 66 to 100 cm | from 73 to 124 cm  | from 84 to 147 cm  |
| B: height ground to pelvic support   | from 42 to 61 cm | from 42 to 61 cm | from 49 to 84 cm  | from 54 to 100 cm  | from 63 to 120 cm  |
| C: length encumbrance                | 74,5 cm          | 74,5 cm          | 75 cm             | 91 cm              | 111 cm             |
| D: overall width                     | 62 cm            | 62 cm            | 69 cm             | 76 cm              | 80 cm              |
| E: width of inner supports           | from 19 to 25 cm | from 19 to 25 cm | from 19 to 25 cm  | from 22 to 36 cm   | from 24 to 40 cm   |
| F: circumference of supports         | from 53 to 79 cm | from 53 to 79 cm | from 60 to 86 cm  | from 74 to 120 cm  | from 81 to 140 cm  |
| G: user height                       | from 75 to 95 cm | from 75 to 95 cm | from 90 to 135 cm | from 110 to 165 cm | from 150 to 190 cm |
| Total weight                         | 15,4 kg          | 15 kg            | 19 kg             | 22,5 kg            | 29,5 kg            |
| Maximum load                         | 35 kg            | 35 kg            | 45 kg             | 90 kg              | 110 kg             |



Make sure that measures A and B indicated in the figure do not exceed the suggested range indicated for the supports.

# Grillo rear drive sizes and weight

B: height ground to pelvic support  
 C: length encumbrance  
 D: overall width  
 E: width of inner supports  
 F: circumference of supports  
 G: user height  
 Total weight  
 Maximum load

## mini

from 42 to 61 cm  
 74,5 cm  
 62 cm  
 from 19 to 25 cm  
 from 53 to 79 cm  
 from 75 to 95 cm  
 15 kg  
 35 kg

## small

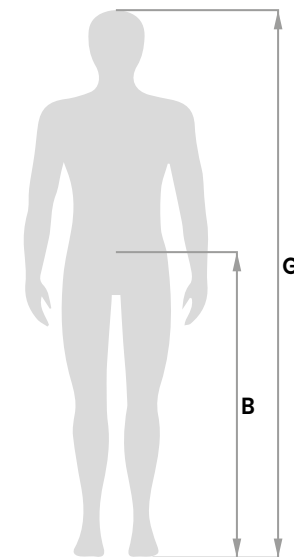

from 49 to 84 cm  
 75 cm  
 69 cm  
 from 19 to 25 cm  
 from 60 to 86 cm  
 from 90 to 135 cm  
 18,5 kg  
 45 kg

## medium

from 54 to 100 cm  
 91 cm  
 76 cm  
 from 22 to 36 cm  
 from 74 to 120 cm  
 from 110 to 165 cm  
 21,7 kg  
 90 kg

## large

from 63 to 120 cm  
 111 cm  
 80 cm  
 from 24 to 40 cm  
 from 81 to 140 cm  
 from 150 to 190 cm  
 28,5 kg  
 110 kg



Make sure that measure B indicated in the figure do not exceed the suggested range indicated for the pelvic support.




# Front Drive

● > INCLUDED IN THE CHOSEN CONFIGURATION

○ > OPTIONABLE

NA > NOT AVAILABLE







|                                                                                                      |                                                                                   | 865                      | 925                                   | 924            | 930               | 894                                 | 926                  | 926                           | 809                            | 943                                                                      | 809 mini                                                   |
|------------------------------------------------------------------------------------------------------|-----------------------------------------------------------------------------------|--------------------------|---------------------------------------|----------------|-------------------|-------------------------------------|----------------------|-------------------------------|--------------------------------|--------------------------------------------------------------------------|------------------------------------------------------------|
|                                                                                                      |                                                                                   | Multiadjustable headrest | Thoracic support                      | Pelvic support | Ergonomic harness | Rear table belt for Grillo mini PTM | Adjustable handlebar | Handlebar for Grillo mini PTM | Arm supports for sizes S, M, L | Arm straps                                                               | Arm supports for size mini                                 |
| <b>PT</b><br>Including:<br>>thoracic support<br>>pelvic support<br>>ergonomic harness<br>>handlebar  |  | NA                       | ●                                     | ●              | ●                 | NA                                  | ●                    | NA                            | ○<br>only for Grillo S, M, L   | ○<br>available in combination with arm supports. Only for Grillo S, M, L | ○<br>only for Grillo mini                                  |
| <b>PTM</b><br>Including:<br>>transparent tray<br>>handlebar<br>>pelvic support<br>>ergonomic harness |  | NA                       | ○<br>when transparent tray is removed | ●              | ●                 | ○                                   | NA                   | ●                             | NA                             | NA                                                                       | ○<br>with curved bars. When handlebar and tray are removed |

# Rear Drive

**PT**  
Including:  
>thoracic support  
>pelvic support  
>ergonomic harness  
>handles



|  |  |                                                      |   |   |   |    |    |    |                                           |                                                                          |                           |
|--|--|------------------------------------------------------|---|---|---|----|----|----|-------------------------------------------|--------------------------------------------------------------------------|---------------------------|
|  |  | ○<br>available in combination with thoracic support. | ● | ● | ● | NA | NA | NA | ○<br>with joints. Only for Grillo S, M, L | ○<br>available in combination with arm supports. Only for Grillo S, M, L | ○<br>only for Grillo mini |
|  |  |                                                      |   |   |   |    |    |    |                                           |                                                                          |                           |

| 943 mini                                                                                                     | 937                                                                                                                  | 939                                                                                                    | 927                                                                                                  | 919                                                                                                        | 918                                                                                               | 815                                                                                                     | 946                                                                                                     | 890-C                                                                                                               | 890-SC                                                                                                 | 810                                                                                                   | 923                                                                                                                     | 928                                                                                                                                                              |
|--------------------------------------------------------------------------------------------------------------|----------------------------------------------------------------------------------------------------------------------|--------------------------------------------------------------------------------------------------------|------------------------------------------------------------------------------------------------------|------------------------------------------------------------------------------------------------------------|---------------------------------------------------------------------------------------------------|---------------------------------------------------------------------------------------------------------|---------------------------------------------------------------------------------------------------------|---------------------------------------------------------------------------------------------------------------------|--------------------------------------------------------------------------------------------------------|-------------------------------------------------------------------------------------------------------|-------------------------------------------------------------------------------------------------------------------------|------------------------------------------------------------------------------------------------------------------------------------------------------------------|
| Arm straps for size mini<br> | Ergonomic handles for size mini<br> | Ergonomic handles<br> | Removable knobs<br> | Lumbar thrust support<br> | Folding seat<br> | Proximal abductor<br> | Ergonomic saddle<br> | Leg divider with thigh loops<br> | Distal abductor<br> | Weighting bars<br> | Additional assistant push handle<br> | Rear narrow base wheels with parking brake pedals.<br>ONLY FOR INDOOR USE<br> |
| <input type="radio"/> available in combination with arm supports. Only for Grillo mini                       | NA                                                                                                                   | <input type="radio"/> only for Grillo S, M, L                                                          | NA                                                                                                   | NA                                                                                                         | NA                                                                                                | <input type="radio"/> only for Grillo S, M, L                                                           | <input type="radio"/> only for Grillo mini, S, M                                                        | <input type="radio"/> only for Grillo S, M, L                                                                       | <input type="radio"/>                                                                                  | <input type="radio"/> only for Grillo S, M, L                                                         | <input type="radio"/> only for Grillo mini, S, M                                                                        | <input type="radio"/> only for Grillo M and L                                                                                                                    |
| <input type="radio"/> available in combination with arm supports.                                            | <input type="radio"/> when handlebar is removed                                                                      | NA                                                                                                     | NA                                                                                                   | NA                                                                                                         | NA                                                                                                | NA                                                                                                      | <input type="radio"/> only for Grillo mini, S, M                                                        | NA                                                                                                                  | <input type="radio"/>                                                                                  | NA                                                                                                    | <input type="radio"/> only for Grillo mini, S, M                                                                        | NA                                                                                                                                                               |
| <input type="radio"/> available in combination with arm supports. Only for Grillo mini                       | NA                                                                                                                   | <input type="radio"/> with joints. Only for Grillo S, M, L                                             | <input checked="" type="radio"/>                                                                     | <input type="radio"/> only for Grillo S, M                                                                 | <input type="radio"/> only for Grillo S, M                                                        | <input type="radio"/> only for Grillo S, M, L                                                           | <input type="radio"/> only for Grillo mini, S, M                                                        | <input type="radio"/> only for Grillo S, M, L                                                                       | <input type="radio"/>                                                                                  | <input type="radio"/> only for Grillo S, M, L                                                         | <input type="radio"/> only for Grillo mini, S, M                                                                        | <input type="radio"/> only for Grillo M and L                                                                                                                    |










Generations: Tisch T3-Mod  
Anmerkung: Arbeiten im Unterricht mit  
Hilfsmitteln für Kinder mit Behinderungen  
sind für Kinder mit Behinderungen  
geeignet.

Raoul and his story await you in  
official website Ormesa, together  
with other protagonists of our  
fantastic global community.





**Manufactured by Ormesa srl**

---

Available from Medifab Ltd in New Zealand.  
Call 0800 543 343 | [solutions@medifab.com](mailto:solutions@medifab.com)

**[www.medifab.co.nz](http://www.medifab.co.nz)**