

Houdini Harness Model 22

Installation and User Manual



IMPORTANT!

Scan to watch a video on the **correct** way to install this Houdini Harness



IMPORTANT CONSUMER INFORMATION NOTICE:

This manual contains important instructions that must be passed on to the user of this product. Please do not remove this manual before delivery to the end user.

SUPPLIER:

This manual must be given to the user of this product.

USER:

Before using this product, read entire manual and save for future reference.

User Manual for all Houdini 22 Harnesses
Manual: Houdini22201504

- SIZE "C" - SMALL
#4604-2211-017
- SIZE "D" - LARGE
#4604-2212-017
- ANTI-ESCAPE BUCKLE
- PEN/KEY RELEASE UPGRADE
#4604-2215-031
- CUSTOM: _____

Considerations with
Houdini Vehicle Harnesses



Serial Number: _____

Model 22

Designed to offer postural support and a certain degree of restraint to children and adults to keep them in an upright sitting position.


This harness has a separate Body Harness & Fixing Strap. The body harness is worn before entering the vehicle. It is fitted with a waist belt & chest strap which fasten behind the passengers back with Side-Squeeze buckles. This harness will fit both **single & bench** seats. NB. Access is required where the seat back joins the seat cushion as a "GAP" is necessary to pass the vertical fixing strap through from the front to the rear of the seat back.

IMPORTANT: This harness is not suitable for those passengers who 'rock' severely

Available in two sizes:

- 4 yrs to 6 yrs - Cat. Ref. 22C
- 7 yrs to Adult - Cat. Ref. 22D
- Extra Fixing Strap - Cat. Ref. 22K
(handy for passengers using more than one Vehicle)

It is not a safety harness & should be worn in conjunction with the vehicle safety belt.



1. Place the vertical fixing strap in front of the seatback with the narrower (38mm) crotch strap lying in position on the seat.
2. Push the tail end of the (50mm) fixing strap through the "GAP" where the seat back meets the seat cushion - working from front to back.
3. Thread the tail end of the fixing strap up through the bar buckle behind the seat back & tighten. The loose end must then be passed through the 3-bar Sliplock slide to prevent slippage.
4. The Steel Safety buckle must always be positioned as far down behind the seat back as possible so it is out of the passenger's reach and nowhere near the back of their head.




5. **The body harness is fitted to the passenger BEFORE entering the vehicle.**
6. Extend the shoulder straps so the buckle will be positioned away from the passengers head when seated.
7. Sit the passenger directly on top of the crotch strap.
If using a booster cushion the crotch strap can be positioned either under or on top of the booster cushion as preferred.
When using the harness with a child car seat, fit the fixing strap to the vehicle seat first. The child car seat is then fitted as per manufacturer's instructions. The crotch strap should be lying centrally underneath the child seat.
8. With the passenger seated, connect the Steel Safety buckle halves together at the top of the shoulder straps.
Adjust the shoulder straps so the buckle is positioned away from the passengers head.
9. Bring the crotch strap up between the legs and connect it to the other half of the steel safety buckle on the chest pad.
10. Tighten all straps to be secure but comfortable.


Steel Safety Buckle

This buckle has proven extremely successful when fitted to our harnesses as an alternative to the standard 'quick release' buckle.

It helps prevent those passengers with inquisitive fingers, challenging behaviour or learning difficulties from releasing the harness buckle.



40mm Buckle



50mm Buckle



The buckle operates in reverse to the standard vehicle buckles as it is opened by raising a spring loaded lever or over-catch and **will not press release**.

The spring loaded over-catch locks the buckle when assembled and prevents accidental opening.

There is a knurled sliding bar for adjustment designed to prevent webbing slip.

The buckle is made from Type 316 Stainless Steel and Nylon 6 and is assembled with tamper proof screws.

40/45mm buckle - B/Strain 630 kgs.

50mm buckle - B/Strain 500 kgs

We recommend that the buckle instructions provided with each harness are displayed in a prominent position in the vehicle - to instruct the user how to release the buckle mechanism in the event of an accident.



Emergency Seat Belt Cutter

We strongly recommend that a seat belt cutter is kept in the vehicle as a safety precaution.

It is perfectly safe as the blade is encased.

Cat. Ref: SK

Terms & Conditions

General

We reserve the right to change these Terms and Conditions at any time.

It is your responsibility to read the Terms and Conditions each time you visit the web site and your use of the website will be deemed as your acceptance to be bound by the latest Terms and Conditions.

Crelling Harnesses are not classed as Safety Harnesses

The vehicle safety belt **MUST** be worn over the top of all Crelling Vehicle Harnesses unless a Certificate of Medical Exemption from Compulsory Seat Belt Wearing has been issued by a Doctor / General Practitioner (GP).

The combination of the existing safety belt & the secondary harness offers added security for the passenger.

Care & Maintenance Instructions

Care & Maintenance Instructions are enclosed with every order.

These **MUST** be read carefully before fitting a harness and followed for correct use.

Quality Assurance

Every effort is made to maintain a high standard of quality and reliability through precise specification, inspection and testing. New and improved components are constantly being added and designs updated where appropriate.

Our products have been on the market for over 40 years and our designs have been developed and used successfully over this time.

We are a certified member of the British Healthcare Trades Association and abide by the BHTA Code of Practice and the British Chamber of Commerce.

We were awarded The Prestigious Award 2007 for businesses in the caring sector.

Our harnesses have been designed to provide extra postural support and help clients maintain an upright position when seated in most types of seating.

Many designs also offer a certain degree of restraint for those with challenging behaviour or learning difficulties.

They are not safety harnesses and all vehicle harnesses should be worn in conjunction with the existing safety belt.



Cancellations

If you should decide to cancel your order, please advise us as soon as possible. We will also require confirmation of the cancellation in writing (email, letter or fax) giving us your purchase order details (including official Purchase Order No. where applicable).

If the cancellation is advised to us after the order has been despatched, you will be responsible for any courier/postage charges for its return.

NB. Your right to cancel an order starts the moment you place your order and ends 14 days from the day you receive your goods.

If your order consists of multiple goods, the 14 days runs from when you get the last of the batch.

This 14 day period is the time you have to decide whether to keep the goods or not and you then have a further 14 days to actually send the goods back to us.

If there are special circumstances where it is not possible to return items within this 14 day period please contact us to discuss the matter as we do try to be flexible to meet your needs.

Your right to a refund

You should get a refund within 14 days of either our company receiving back the returned goods, or you providing evidence of having returned the goods to us (for example: a proof of postage receipt from the post office etc.), whichever is sooner.

A deduction can be made if the value of the goods has been reduced as a result of you handling the goods more than was necessary. Goods should be returned in as new and clean condition.

We will refund the cost of the goods plus the basic delivery cost (excluding the packing charge) of getting the goods to you in the first place, so if you opted for enhanced service to return goods, for example: Guaranteed Next Day, we will only refund the basic postage cost.

Returning faulty goods

On delivery, the purchaser shall carry out a visual examination of the goods and shall notify the company within fourteen (14) days of any defect revealed by such examination. Without such notification, we will deem the goods satisfactory in respect of any defect that such an examination should reveal.

From time to time some products may develop minor faults. Should this happen during your guarantee period we can arrange for your goods to be repaired or replaced where necessary.

Payment

Once we have received your order and checked our stock availability the payment will be processed.

Goods are subject to availability and in the event that we are unable to supply your request, we will notify you as soon as possible. In this case, any goods that have been paid for will be fully refunded.

Security

At Crelling Harnesses Ltd. we take Security very seriously.

Our Payment processing partner uses the latest security to ensure that your credit card details are always protected when you shop online.

When shopping online Crelling Harnesses Ltd. never receives your credit card information, this is all taken care of by our processing partner.

Privacy Policy

Crelling Harnesses Ltd. does not disclose any information on its customers to any third party on any occasion. Please see our [Privacy Policy](#) for further information.

Guarantee

All our products are fully guaranteed for 12 months from the date the goods are supplied.

If the product you have purchased develops a material or manufacturing fault within 12 months of purchase, and the fault has not been the result of abuse, misuse or negligence, incorrectly fitted or normal wear and tear, return it to Crelling Harnesses Ltd. with proof of purchase.

We recommend that you keep your receipt in a safe place.

We reserve the right to return the product to the original manufacturer where appropriate, to determine the nature of the fault.

We will, at our discretion, repair, replace with same or similar item, or refund the cost of the product.

Any postage charges incurred in returning the goods will be reimbursed.

Your statutory rights are not affected by this guarantee.

Get Wise to making a complaint

We are an approved member of the BHTA which represents healthcare and assistive technology products and services in the U.K. As a BHTA member we have signed up to a special Code of Practice which has been granted full Office of Fair Trading approval under the Consumer Codes Approval Scheme (CCAS).

If you've just bought a product and for whatever reason, are not happy with it, please contact us

Please also see the **BHTA 'Get wise to making a complaint'** leaflet that aims to explain how to go about it. This leaflet is enclosed with every order. It can also be downloaded from our website -

www.crelling.com/information.html

If you have any queries regarding our products please contact us:-

Crelling Harnesses Ltd.

12 Crescent East

Thornton-Cleveleys

Lancashire

FY5 3LJ

Tel: 01253 852298 - Calls can be taken between 09:00-12:00 & 13:30-16:00, Monday to Friday.

Fax: 01253 821780

Email: info@crelling.com

Care & Maintenance Instructions

Please read instructions carefully before fitting and follow them for correct use.

If there is any query or problem with the suitability of the product, please do not hesitate to contact us.

Retain these instructions for future reference.

It is most important that the operating & maintenance instructions are kept with each harness. Especially if being transferred to new users.

Additional copies of these instructions are available on request. They can also be found on our website.

IMPORTANT:

Our range of harnesses are not classed as safety harnesses.

The vehicle safety belt **MUST** be worn over the top of our harness unless they are exempt for medical reasons.

The combination of the existing safety belt & the secondary harness offers added security for the passenger.

General maintenance of our belts & harnesses

Before each use check that the belt or harness is in a satisfactory condition and is appropriate for the user.

Ensure that all belts and harnesses are fitted, adjusted and used correctly.

It is also very important that they are maintained & cleaned in accordance with the instructions below:

- We strongly advise that a carer, O.T. or G.P. etc. Who is familiar with the patients requirements is consulted prior to the selection of a harness. The clients condition together with the type of seating/equipment is most important in choosing the most suitable belt/harness. An inappropriate selection may prove uncomfortable or harmful for the occupant.
- Please refer to the appropriate fitting instructions for each model of belt or harness. These are enclosed with every harness. Additional copies are available upon request.
- Regularly inspect the belt or harness for damage, wear or malfunction. If any problems are identified replace it immediately.
- Belts and harnesses should be replaced if they show any sign of fraying or cuts.
- Regular checks are also necessary to assess the harness is still meeting the needs of the user as over time these needs may change.
- If the equipment was used during an accident, it should be replaced immediately.
- Avoid contact with corrosive liquids and keep the webbing away from sharp edges.
- If storing a harness with a PVC/Leatherette chest or back pad, do not fold. This may create creases which could cause discomfort to the passenger.
- Do not attempt to modify the equipment,. Any modifications to our belts or harnesses will void the warranty.
- If there is any query or problem with the suitability of the product, please do not hesitate to contact us.

Washing Instructions

- All webbing and components can be cleaned by hand as necessary.
- HAND WASH ONLY . Do not machine wash or tumble dry.
- Please use warm soapy water (up to 70/80°) and a clean soft cloth.
- Mild detergent, anti bacterial wash, disinfectant or a mild spray disinfectant can be used - but do not use products containing bleach.
- Rinse with clear water, and allow to air dry.
- **IMPORTANT:** when cleaning or disinfecting do not immerse buckles in disinfectant or water.

Transport of Special Needs Passengers

Disabled children and adult passengers travelling in vehicles should always wear a safety belt or special restraint during transport.

Our range of vehicle harnesses are not designed to replace the seat belt but work in conjunction with it to offer both safety plus support and in some cases a certain degree of restraint.

- The existing seat belt fitted in the vehicle may not offer sufficient support to the more severely disabled and it may be necessary to provide an extra restraint to hold the passenger in an upright sitting position, in combination with the seat belt.
- Front seat, disabled passengers in vehicles, frequently fall sideways out of the diagonal section of the seat belt, especially going around corners or sudden braking. two vertical static shoulder straps would offer additional support.
- The law requires all children travelling in cars to use the **correct child car seat** until they are either 135 cm in height or the age of 12 (which ever they reach first). After this they must use an adult seat belt.
if the passenger is under 12 years or 135cm, please refer to our 'Child Seats & Suggested Products' literature to ensure the child is using the correct child seat & to see which of our products can be used.

- Special Needs passengers should never be left unattended whilst using any item in our range. Belts, harnesses or products should only be used whilst under the constant supervision of a parent, carer or guardian.

IMPORTANT: Our range of harnesses are not classed as safety harnesses. The vehicle safety belt MUST be worn over the top of our harness unless they are exempt for medical reasons. The combination of the existing safety belt & the secondary harness offers added security for the passenger.

Booster Cushions



Illustrating one of our harnesses fitted in conjunction with the existing vehicle safety belt.

Booster cushions can be used in conjunction with all our range of vehicle harnesses.

This helps to raise the child to the correct height for wearing the vehicle safety belt.



For current laws and guidelines please visit:

www.rospa.com
or
www.childcarseats.org.uk

medifab

Distributed by Medifab Ltd

32 Detroit Drive
Rolleston 7675
New Zealand

+64 3 307 9790

solutions@medifab.com

www.medifab.com

DISTRIBUTED BY: