

Zippie Iris



ULTIMATE TILT-IN-SPACE MANUAL WHEELCHAIR

Distributed by
medifab

SCRIPTING AND ORDERING GUIDE

Client Details

Assessor Name		Client Name	
Phone		Funding	
Email		Trial Approval #	
Delivery Address			

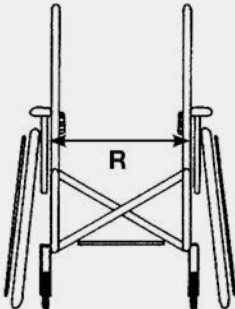
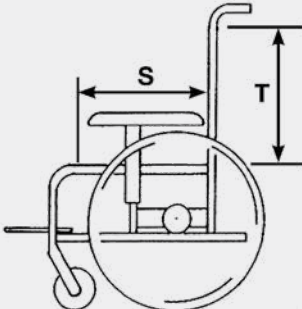
Package & Size Options

Short Package Includes:	Medium Package Includes:	Long Package Includes:
<ul style="list-style-type: none"> • True-fit growth system • Tie downs • Width adjusting system • Short seat frame • 5" x 1.5" semi pneumatic front castors • 16" Rear mag wheels; pneumatic • 90° legrest hangers with angle adjustable footplates • Offset hanger mounts • Height adjustable arm supports with full-length pad • Height adjustable push handle • Anti-tips • Black Opal frame colour • Foot operated tilt • Foot operated brakes • Short seat depth range: 10-14" • 0-55 degrees of rotation in space 	<ul style="list-style-type: none"> • True-fit growth system • Tie downs • Width adjusting system • Medium seat frame • 5" x 1.5" semi pneumatic front castors • 16" Rear mag wheels; pneumatic • 90° legrest hangers with angle adjustable footplates • Offset hanger mounts • Height adjustable arm supports with full-length pad • Height adjustable push handle • Anti-tips • Black Opal frame colour • Foot operated tilt • Foot operated brakes • Medium seat depth range: 12-16" • 0-55 degrees of rotation in space 	<ul style="list-style-type: none"> • True-fit growth system • Tie downs • Width adjusting system • Long seat frame • 5" x 1.5" semi pneumatic front castors • 16" Rear mag wheels; pneumatic • 90° legrest hangers with angle adjustable footplates • Offset hanger mounts • Height adjustable arm supports with full-length pad • Height adjustable push handle • Anti-tips • Black Opal frame colour • Foot operated tilt • Foot operated brakes • Long seat depth range: 14-18" • 0-55 degrees of rotation in space



Short Package	Medium Package	Long Package
Wheelchair Width 10" 1562-0010-090	Wheelchair Width 10" 1562-0110-090	Wheelchair Width 12" 1562-0212-090
	Wheelchair Width 12" 1562-0112-090	Wheelchair Width 14" 1562-0214-090

Measurements

Enter details below	
Seat Width (R)	
Seat Depth (S)	
Back Height (T)	
Seat to Footplate	
Seat to Floor	

Castor Upgrades

8 x 2" Pneumatic		8 x 1.5" Semi Pneumatic
1568-8401-010	With Airless Insert 1568-8402-010	1568-8403-010
		



Rear Wheel Upgrades

16" Mag	20" 5 Spoke Mag	22" 5 Spoke Mag	24" 5 Spoke Mag
Pneumatic Airless Tyre 1568-9568-116	Pneumatic 1568-9520-110	Pneumatic 1568-9522-110	Pneumatic 1568-9524-110
	Airless Insert 1568-9520-120	Airless Insert 1568-9522-120	Airless Insert 1568-9424-120
24" Spoke Wheel	24" Spoke Wheel		
Pneumatic Tyre 1568-9524-010	Pneumatic Airless Tyre 1568-9524-020		




Wheel Lock

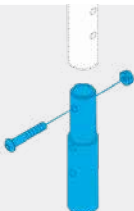
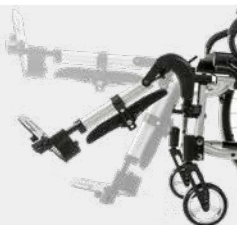
Change Wheel Lock to Push to Lock	Push to Lock	Push to Lock 6" Extensions
1568-8451-000	As additional to footlock 1568-8455-000	1579-161930
Drum Brakes 16"	Drum Brakes 24" Pneumatic	
Pneumatic tyres 1568-8452-16P	Pneumatic tyres 1568-8453-24P	
Poly tyres 1568-8452-16S	Poly tyres 1568-8453-24S	

Back Canes



Dynamic Canes (Preferred Set-Up)		Reclining Back Canes	
Soft		Suits sizes 14"-20". 1568-2164-000	
Medium			
Hard			
1568-2170-000			

Footrest Hangers

Change to 80° Front Mount Hanger		Change to 70° Front Mount Hanger		Change to 70° Extension Hanger	
(When purchased with chair). (Pair). 1568-5080-000		(When purchased with chair). (Pair). 1568-5070-000		(When purchased with chair). (Pair). 1568-5071-000	

Front Mount Footrest Extension Tube		Elevating Leg Rests	
2" Pair 1568-5122-000		12-13" Swing In/Out Elevating Front Mount Leg Rests Assembly Suits 12". 1568-5010-100	
4" Pair 1568-5124-000		14-15" 1568-5034-000	
6" Pair 1568-5126-000			

Foot Supports

Heel Loops for Footplates		Footplate Padding	
12-14" wide 1568-5312-14		10"-11" wheelchair 1415-5310-300	
15-16" wide 1568-5315-16		12"-13" wheelchair 1415-5312-300	
		14"-15" wheelchair 1415-5314-300	






Spex Impact Guards
70° hangers 1415-5360-300
80° & 90° hangers 1415-5361-300
Articulating/elevating hangers 1415-5363-300

Contracture Footrest			
Short (10.5"-13" Leg Lengths).	Medium (12.5"-15" Leg Lengths).	Long (14.5"-17" Leg Lengths).	
10" 1568-5170-10S	10" 1568-5170-10M	10" 1568-5170-10L	
12" 1568-5170-12S	12" 1568-5170-12M	12" 1568-5170-12L	
14" 1568-5170-14S	14" 1568-5170-14M	14" 1568-5170-14L	





Foot Plates (Continued)

Jay Foot Box - Standard Height		Spex Calf Strap	
12" 1453-5012-STD		10" 1402-6170-017	
14" 1453-5014-STD		12" 1402-6171-017	
		14" 1402-6172-017	

Canopy Options

Iris Canopy	Folding Sunhood	Hoggi Canopy	UV Shade	Rain Cover
Suits wheelchairs 10"-20" wide. 1568-125320	450mm wide 1446-7545-000 550mm wide 1446-7555-000	Suits wheelchairs 10"-16" wide. Includes free rain cover suitable for smaller users. 1800-7500-000	1446-7710-000	Bingo buggy style. 2880-7651-000
				

Tray

Spex Clear Tray 5ml	Spex Black Tray 5ml	Zippie Style Tray	Travel Tray
Small 1311-7111-000 (Suits 10-13" wheelchairs).	Small 1311-7101-000	X-Small 1560-7110-100	Small 1311-7441-209
Medium 1311-7112-000 (Suits 14-17" wheelchairs).	Medium 1311-7102-000	Small 1560-7113-100	Medium 1311-7442-209
Large 1311-7113-000 (Suits 18-21" wheelchairs).	Large 1311-7103-000	Medium 1560-7115-100 Large 1560-7118-100 X-Large 1560-7121-100	Large 1311-7443-209
			

Tray Accessories

Elbow Protraction Guards		Elbow Pads			
For Small Tray 1311-7351-000		Neoprene Pads 8mm 1311-7301-400	Small	Medium	Large
For Medium Tray 1311-7352-000					
For Large Tray 1311-7353-000		CCF Foam Pads 10mm 1311-7302-400			

Tray Padding

8mm Neoprene Padding		10mm CCF Foam Padding		
Small 1311-7431-291	Small 1311-7431-360			
Medium 1311-7432-291	Medium 1311-7432-360			
Large 1311-7333-291	Large 1311-7343-360			

Arm Supports

Upgrade Iris - Dual post height adjustable arm support	Upgrade Iris - Length Adjustable locking flip up arm rests
With desk length pad. 1568-4403-000	With full length pad (pair). 1568-5651-000

Spex Comfi Padded Style Armrests	
Size 1 Narrow 1156-5811-410	Size 1 Wide 1156-5821-410
Size 2 Narrow 1156-5812-410	Size 2 Wide 1156-5822-410
Size 3 Narrow 1156-5813-410	Size 3 Wide 1156-5823-410

Medifab Armrest Pad Interface Adapter Kit
For Quickie wheelchairs. 1350-5880-100

medifab

Distributed by Medifab Ltd

solutions@medifab.com

medifab.com



DISTRIBUTED BY:

Script: Zippie Ins_20240516