

BINGO Mini



EARLY
INTERVENTION
ADAPTIVE STROLLER

Client Details

Client/User Name:		Notes
Date:		
NDIS/Funding:		

Product Details

Size 0		2880-0015-000	
Seat Unit		Mobility Base with swivelling wheels	
Seat width	13 - 25 cm	Push handle height	75 - 110 cm
Seat depth	12 - 27cm	Overall width	63 cm
Lower leg length	16 - 36 cm	Wheel diameter front (swivel)	19 cm
Back support height	37 - 51 cm	Wheel diameter rear	29 cm
Height of slots for shoulder straps	25.5 - 39.5 cm	Tilt in space (Forward and rear facing)	45°
Seat to floor height (dependant on tilt position of seat)	50 cm	Folded size mobility base (with rear wheels on)	80 x 63 x 38
Backrest recline	80-180°	Folded size mobility base (with rear wheels removed)	80 x 63 x 31
Weight of seat including upholstery and standard accessories	7.8kg	Weight mobility base (swivelling front wheels)	9.8kg
Load capacity of seat unit	25kg	Load capacity mobility base	60kg
Weight of seat and mobility base combined including upholstery and standard accessories	17.6kg		

- Stroller package includes:**
- Sun canopy and rain cover
 - Matte black foldable stroller frame with black wheels
 - Removable seat unit
 - Tie-downs for transport
 - Removable hip supports (width & depth adjustable)
 - Fabric bag (max. 3kg)
 - Adjustable suspension set
 - Receiver for grab rail or therapy tray
 - Elevating foot support hanger (angle adjustable 85-180°)
 - **Note: Upholstery not included in package.**



Items outlined in blue are required as standard package

Upholstery Colour Options


Berry Soft <input type="radio"/>		Turquoise Soft <input type="radio"/>		Black <input type="radio"/>	
Seat Upholstery (required)					
2880-8800-347		2880-8800-349		2880-8800-346	

Berry Soft <input type="radio"/>		Turquoise Soft <input type="radio"/>		Black <input type="radio"/>	
Hip Support Upholstery (required)					
2880-1074-347		2880-1074-349		2880-1074-346	

Upholstery Upgrades

Upholstery Pressure Relief Foam Upgrades	
Seat 2880-0391-000	<input type="radio"/>
Back 2880-2392-000	<input type="radio"/>





Head Supports

Head Support Pads <input type="radio"/>	
Required for Head Support Size 0 2880-4470-346	


Head Supports (continued)

Occipital Head Support		Standard Lateral Head Support		Extended Lateral Head Support	
With thickness adjuster leaf and vertical Velcro attachment straps					
<div>Spacer Fabric</div> <div>2010-4101-099</div> <div></div>		<div>Spacer Fabric</div> <div>2010-4201-099</div> <div></div>		<div>Spacer Fabric</div> <div>2010-4301-099</div> <div></div>	
<div>Wipe Down Cover</div> <div>2010-4101-209</div> <div></div>		<div>Wipe Down Cover</div> <div>2010-4201-209</div> <div></div>		<div>Wipe Down Cover</div> <div>2010-4301-209</div> <div></div>	


Lateral Supports

Standard Lateral Supports		Spex Narrow Straight Lateral Supports	
Size 0 80mm high x 100mm deep 2880-3009-346		Size 0 85mm high x 115mm deep 2880-3007-100	
Spex Broad Lateral Supports		Spex Teardrop Lateral Supports	
Size 1 105mm high x 130mm deep 2880-3007-310		Size 0 150mm high x 105mm deep 2880-3007-500	


Sacral Support

Sacral foam insert including Spacer	
On velcro attachment. Also includes foam spacer which adheres behind Sacral insert where required. Spacer adds thickness - dimensions 10cmx18cm 2006-2510-000	


Seat Options

Thigh Wedge		Trochanter Wedges	
Velcro attached under upholstery. 22.5cm (W) x 10.5cm (D). Height: 2cm tapering down to 1cm 2006-0505-000		Option to contour standard flat cushion. Velcro attached under upholstery. 2006-0660-000	

Abductor Pommel

Swing down abductor pommel for increased abduction of the legs	
Size 1 9cm(D) x 6.5cm(W) x 9cm(H)	
2880-1651-346	




Harness

Spex 5-Point Harness	
Must be worn when stroller is used for Vehicle Transportation	
2006-6551-000	



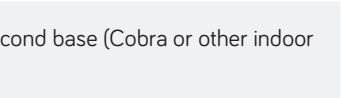

Foot Positioning

Footplate Neoprene Protection Cover		Footplate Spacer		Ankle Footfasts	
To protect feet from the hard footplate surface		Spacer block to reduce lower leg length by 4cm.		Strap inner circumference 15-23cm.	
2880-5305-000		2880-5321-000		2880-6101-000	

Tray & Grab Rail Options

Therapy Tray		Therapy Tray Infill	
Cannot be used at the same time as Grab Rail		For smaller trunk cut out.	
2880-7110-000		2880-7180-000	
Grab Rail			
Cannot be used at the same time as therapy tray			
2880-7250-346			

Critical Care Options

IV Pole		Oxygen Bottle Holder	
With mounting bracket for attachment to mobility base. Fits all sizes.		With mounting bracket for attachment to mobility base. 120mm diameter for "C Type" bottle. Fits all sizes.	
2880-8275-000		2880-8253-000	
Extra Bracket		Chassis Mount Tray	
For QR mounting of IV pole to second base (Cobra or other indoor base)		Size 1	
2880-8275-050		2880-8058-000	

Hand Strap

Wrist safety tether strap	
2005-6930-000	

Swivel Lock

To hold castors straight when brisk walking	
2880-8440-000	

Cobra Indoor Base

Cobra Hi-Low Indoor Frame with 75mm Twin Castors

The seat unit easily transfers out of the stroller base and into the Cobra indoor base for feeding and activity times. Lower down the floor for playing and activities, and raise up to a table for meal time! Tilt settings can still be adjusted in the same way as the stroller base.

Size 0

2880-8720-000



Separate Seat Unit

Use with Cobra Base

Separate seat unit for use with the Cobra Base if a combined stroller and seat unit is not purchased. This is also a great option if two seat units are preferred to avoid swapping the seat unit between the stroller and Cobra bases. Must be purchased with upholstery.

One Size

2880-0010-000



Twin Bingo Stroller

Connection mount that allows two strollers to be connected one in front of the other for an additional sibling. The strollers are able to be easily detached and used separately where required, providing flexibility when travelling with or without siblings.

This is not available for use with a size 3 Bingo Evo. This can be used to connect either: bases of the same size (and corresponding sized Bingo Spex strollers), or the Bingo Mini and Evo Size 1. It is not suitable for use between any other size combinations.

Please fill out an additional script form to order the 2nd stroller unit with a unique configuration and accessories.

Please note that this can only be fitted at the time of ordering both stroller units (Medifab cannot retrofit this attachment).

2880-8630-000



Attendant Brake

Recommended for purchase with Twin Stroller configuration due to the increased combined weight and inertia when both strollers are connected.

2880-8452-000



Distributed by Medifab Ltd

22 Detroit Drive
Rolleston 7675
New Zealand

+64 3 307 9790

solutions@medifab.com

www.medifab.com



DISTRIBUTED BY: