

spex for BINGO



FOR HOGGI STROLLERS

AUSTRALIAN
SCRIPTING AND ORDERING GUIDE

October 2024

Client Details

Client/User Name	
Date	
NDIS/Funding	

Get it Faster

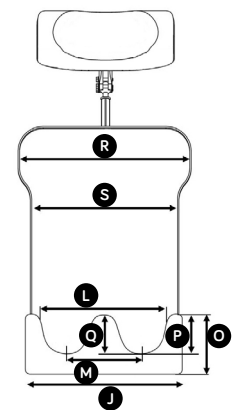
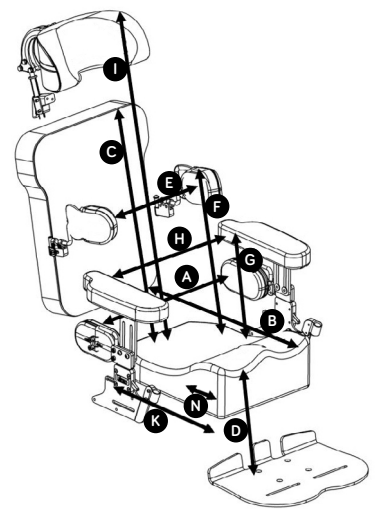
9999-ASMB-002

Medifab Assembly Service for Easy Delivery

Medifab offers our popular assembly service on this product, meaning the product arrives ready to be delivered, straight from the box, saving time and speeding up the delivery process.

Select Size

		Size 1		Size 2	
BINGO Spex Stroller Package		2885-0031-032		2885-0032-032	
BINGO Spex Switch Stroller Package		2884-1001-500		2884-1002-500	
Seating specs	A Hip width	17-28cm (6.5-11")		22-33cm (8.5-13")	
	B Seat depth	18-30cm (7-12")		23-38cm (9-15")	
	C Back height	36-44cm (14-17")		40-48cm (16-19")	
	D Lower leg length*	25-40cm (10-16")		25-45cm (10-18")	
	E Trunk lateral width	12-28cm (5-11")		15-30cm (6-12")	
	F Trunk lateral height	15-34cm (6-13.5")		17-40cm (6.5-16")	
	G Arm support height	15-22cm (6-8.5")		15-22cm (6-8.5")	
	H Internal arm support width	20-32cm (8-13")		28-38cm (11-15")	
	I Head support height	45-65cm (18-25.5")		50-70cm (20-28")	
	J Cushion total width	33cm (13") Size 1.1	33cm (13") Size 1.2	38cm (15") Size 2.1	38cm (15") Size 2.2
	K Cushion total depth	33cm		38cm	
	L Internal cushion width	23cm (9") Size 1.1	28cm (11") Size 1.2	28cm (11") Size 2.1	33cm (13") Size 2.2
	M Centre of thigh contours	15cm (6") Size 1.1	17cm (6.5") Size 1.2	18cm (7") Size 2.1	20cm (8") Size 2.2
	N Thigh contour depth	10cm (4") Size 1.1	12cm (5") Size 1.2	12cm (5") Size 2.1	15cm (6") Size 2.2
	O Cushion side height	14cm (5.5")		14cm (5.5")	
	P Thigh contour height	9cm (3.5")		9cm (3.5")	
	Q Abductor contour height	5cm (2")		5cm (2")	
R Back cushion width	33cm (13")		38cm (15")		
S Trunk cushion width	26cm (10")		30cm (12")		
Stroller specs	Frame seat depth capacity	18-30cm (7-12")		20-38cm (8-15")	
	Frame back height capacity	36-46cm (14-18")		41-55cm (16-22")	
	Backrest recline angle	90-160°			
	Height of push bar	75-110cm (29.5-43")			
	Overall frame width	63cm (25")		68cm (27")	
	Max load of seat unit	50kg (110lb) (body weight including other load)			
	Base frame capacity	60kg (132lb)			



Stroller packages include:

- Matte black frame with tie downs (BINGO Switch frame features interchangeable front end capabilities for mounting the Swivelling Front Wheel Attachment – page 6)
- Fabric basket (max load: 3kg)
- Tray table
- Sun canopy


Items outlined in red are required as standard package

Upholstery Colour Options

Jet	Royal	Chilli	Mango	Bumblebee
		 Express Delivery		
-099	-077	-022	-030	-044
Ocean	Leaf	Calypso	Granite	Ink/Wipe Down
 Express Delivery		 Express Delivery	 Express Delivery	
-060	-054	-028	-090	-209

(Express delivery on colours stocked in our Devonport Warehouse).

Cushion Options

Size 1.1	Size 1.2	Size 2.1	Size 2.2	
Fits BINGO Size 1		Fits BINGO Size 2		
33cm (13") total width 23cm (9") internal width (Recommended for 18-23cm seat depth) 2885-0610-XXX	33cm (13") total width 28cm (11") internal width (Recommended for 23-30cm seat depth) 2885-0611-XXX	38cm (15") total width 28cm (11") internal width (Recommended for 23-33cm seat depth) 2885-0612-XXX	38cm (15") total width 33cm (13") internal width (Recommended for 28-38cm seat depth) 2885-0613-XXX	
Spare Cover: 2885-0660-XXX	Spare Cover: 2885-0661-XXX	Spare Cover: 2885-0662-XXX	Spare Cover: 2885-0663-XXX	

Back Support Options

Spex Contouring Back System		
For Size 1 BINGO 2885-2012-XXX	For Size 2 BINGO 2885-2014-XXX	
Spare Cover: 2885-2062-XXX	Spare Cover: 2885-2064-XXX	


Head Supports

Standard Lateral		Extended Lateral		Mount and Stem Hardware	
With Stylo hardware & BINGO attachment					
For moderate head positioning needs. 2885-4241-XXX		For complex head positioning needs. 2885-4341-XXX		For use with other Spex head pads 2885-4510-000	
Spare Cover: 2885-4261-XXX		Spare Cover: 2885-4361-XXX			

Arm & Pelvic Supports


Arm Supports

With height-adjustable, quick-release hardware and neoprene cover.

To fit Size 1 2885-5621-291	
To fit Size 2 2885-5622-291	

Pelvic Supports


Mounts onto arm support bracket (pair) behind cushion trough (arm supports must be selected).

To fit Size 1 2885-1111-000	
To fit Size 2 2885-1112-000	

Lateral Supports


Narrow lateral supports

Soft padding/neoprene cover (pair) with Axial Technology.
8.5cm high x 11.5cm deep
2885-3410-291



Broad lateral supports



Soft padding/neoprene cover (pair) with Axial Technology.
10.5cm high x 13cm deep
2885-3431-291



Shoulder Harness

X-Small Centrepoint	Small Centrepoint	
Pad height 26cm, total pad width 22cm 1409-6660-017	Pad height 36cm, total pad width 32cm 1409-6661-017	

Hip Belt

2 Point Hip Belt		4 Point Hip Belt	
2-point, padded dual centre pull, side release buckle.		4-point, padded dual centre pull, side release buckle.	
X-Small (Pad width 30cm) 1405-6220-027		X-Small (Pad width 30cm) 1406-6420-027	
Small (Pad width 36cm) 1405-6221-027		Small (Pad width 36cm) 1406-6421-027	

Feet Positioning

Footplate Spacer Block*	Foot positioning sandals	Height kit / raiser blocks
Size 1 (10/11") 2885-5321-000 Size 2 (12/13") 2885-5322-000	 May require height kit/s. 2885-6081-000	 For foot positioning sandals (kit of 4). 2885-6091-000

*Can not be used with foot positioning sandals

Critical Care Options

IV Pole (Fits all sizes)	Oxygen Bottle Holder
Includes mobility bracket for attachment to mobility base. 2880-8275-000 Extra Bracket For QR mounting of IV pole to second base. 2880-8275-050	 With mounting bracket for attachment to mobility base. 120mm diameter for 'C Type' bottle. Fits both Size 1 and Size 2. 2880-8253-000

Chassis Mount Tray
For high dependency equipment - suction/oxygen etc.
Size 1 (for BINGO Size 1) 2880-8058-000
Size 2 (for BINGO Size 2) 2880-8059-000



Accessories

Swivel Lock (Fits all sizes)

To hold castors straight when brisk walking.
2880-8440-000



Hand Strap

2005-6930-000



Therapy Tray Infill

For smaller trunk cut out.
2880-7180-000



Base Frame Options

Bingo Switch Swivelling Front Wheel Attachment

Suitable for use with Bingo Switch frame only.

Size 1
2884-9571-000

Size 2
2884-9572-000



Separate Seat Unit

Separate seat unit for use with the Cobra Base if a combined stroller and seat unit is not purchased. This is also a great option if two seat units are preferred to avoid swapping the seat unit between the stroller and Cobra bases. Must be purchased with upholstery.

Size 1
2885-0011-032

Size 2
2885-0012-032



Cobra high-low indoor frame with 75mm castors

Size 1 (for BINGO Size 1)
2880-8711-000

Size 2 (for BINGO Size 2)
2880-8721-000



spex

Manufactured by Spex Ltd

solutions@spexseating.com

spexseating.com



DISTRIBUTED BY:

Script BINGOSpex_20241031_AU