



medifab

Shaping Better Lives

Zippie IRIS

Ultimate Paediatric Tilt-In-Space Manual Wheelchair

Cutting-edge
tilt-in-space technology
designed just for kids



The Zippie IRIS uses tilt-in-space technology to rotate the seat frame around the user's centre of gravity.

This rotational system provides the shortest possible wheel base without compromising stability. It also ensures a smooth and controlled rotation. The Zippie IRIS also comes with the True Fit Program, a complete growth package for free.

Eliminate the need for exposed cables with the Foot Release Tilt Actuator. Never again worry about cable systems getting in the way.

Ability to grow the chair frame as the child's needs change. You can adjust the centre-of-gravity/centre-of-rotation and depth as needed and increase the width with just a few parts.

Additional Features Include:

- Height adjustable push handle.
- Swing-in/swing-out foot plates.
- Compact frame for easy handling.
- Combine with Wonderseat for unrivalled support.
- Low seat-to-floor height for ease of transfers



Functional Benefits

260° adjustable stroller handle

Standard with the Height Adjustable Push Handle, the Angle Adjustable Stroller Handle has 260° of angle adjustability to fit varying caregiver heights and to enable pushing from a tilted position.



Adjustable COG

Easily adjust the centre of gravity for optimum stability.



Semi Pneumatic Castors

Airless convenience with a smooth ride.



Foot Release Tilt Actuator

The Foot Release Tilt Actuator eliminates exposed cables, reducing potential for injury to the user.

55° of Intelligent Tilt-In-Space Technology

With patented Intelligent Rotation in Space Technology, the IRIS seat frame rotates around the child's centre of gravity. The rotation arm was designed specifically for paediatric users to ensure a smooth tilting motion.


The IRIS also helps children remain comfortable and secure while tilting, and is easy for parents and caregivers to control.



Growth Capabilities

The IRIS is designed to maintain proper support for children as they grow.

Built in growth as standard, making the IRIS the perfect companion for growing kids.



True Fit Growth Programme

Additionally, through the True Fit Growth Programme, the original Zippie IRIS owner qualifies for one free growth kit within 5 years.

The growth kit includes all parts and components needed to adjust the seat width/depth of the chair. (Not available with the Zippie IRIS SE models).



Medifab Standard Package

Package includes:

- True Fit Growth Programme
- Tie downs
- Width adjusting system
- Medium seat frame 12-16"
- 5" x 1.5" Semi pneumatic front castors
- 16" Rear mag wheels, pneumatic with airless inserts
- 90° Leg rest hangers with angle adjustable foot plates
- Offset hanger mounts
- Height adjustable push handle
- Anti-tips
- Black opal wheelchair frame colour
- Foot operated tilt
- Foot operated brakes

Quick Ship Ready

For children requiring immediate support, this package is stocked and available for rapid supply.



Wonderseat Ready:

Scan below for more information on Wonderseat



Scan below for more information on the Zippie IRIS



1562-2012-001

12" wide medium frame package



Accessories for Upgrades and Tailored Support

Available with a range of options to help you manage daily activities involving your child's care.

The Foot Release Tilt Actuator eliminates exposed cables. Push-button hub locks located on the back canes are compact, easy to access, and easy to operate for any caregiver.

Foot plates



Heel Loops for Foot Plates



Spex Impact Guards



Footplate Padding



Spex Calf Strap



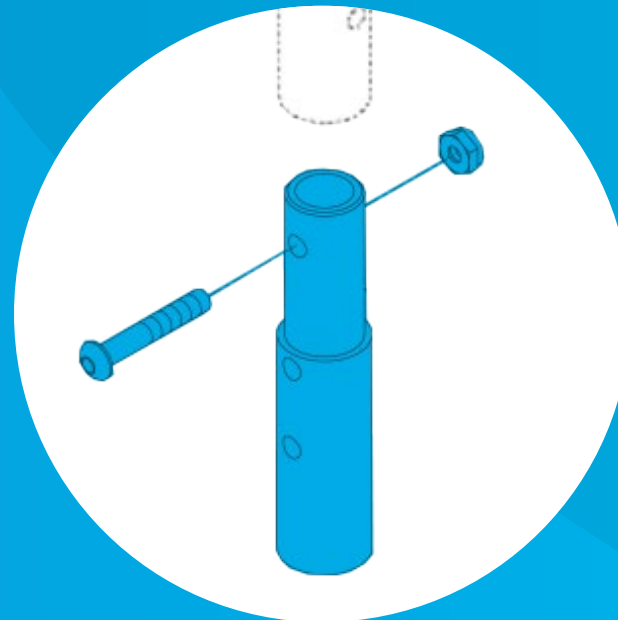
Canopy
Options for
Rain or Sun



Change to 80°
Front Mount
Hanger (pair)



Padded
Travel Tray




Front
Mount
Footrest
Extension
Tube

Works well with Wonderseat

“Goes together like cupcakes and frosting”

Pair the Zippie IRIS with a functional and comfortable seating system! Designed especially for kids who want to explore the wonderful world around them, the Wonderseat Space paediatric seating system from Spex provides the support and comfort your child needs to make the most of their new set of wheels!





Wonderseat Space



Wonderseat Space was created for children who require a moderate-to-high level of postural support when sitting.

It helps manage the influence of gravity on the posture of children who typically use a tilt-in-space wheelchair.

The postural support supplied is able to match the needs of clients with limited or no sitting control and the supports are able to be moved away to assist with transfers.

Wonderseat
by spex



Available in two sizes:

Size 0

6 months to 5 years old

Size 1

4 to 10 years old

Features & Benefits

Lateral Trunk Supports

Can quickly and efficiently be adjusted for angle, height and width, with swing-away mechanisms for safe and easy transfers.

Lateral Thigh Supports

Thigh supports can be adjusted in width and angle, maximising control of thigh and hip joint position.

Note: Size 1 seating systems allow the lateral thigh supports to be removed with quick-release mechanisms making transfers much easier.

Anterior Trunk Support Harness

This specially-designed harness features ergonomic pads for improved comfort and fit, and clips for easy transfers.

Hip Belt

This four-point belt stabilizes and controls the pelvis and can be quickly removed for washing.

Medial Thigh Support

Extra support for leg and hip positions, helping to protect joints and maximise stability. Each leg is adjustable in width and angle and has a quick-release mechanism for easy transfers.



Arm Supports

Can be adjusted on-the-go without the use of tools, with quick-release mechanisms making transfers much easier. Pad shape includes an elbow support.

Head Support

Curved and supportive pad mounted via a compact quick-release attachment.

Back Support

A comfortable support with Spex cube adjustment that can grow and adapt to changing needs.

Cushion

Especially designed for the Wonderseat range, the Constructa cushion features modular inner components allowing for ongoing adjustment and growth.

Tray Table

Supports upper limbs while providing a space for work and play, with smart connections making it easy to adjust and remove. The surface is even suitable for suction toys.

Accessories

You'll find all your Wonderseat accessories in the 'Bit-Box'



Despite the Wonderseat Space being designed with tilt-in-space wheelchairs in mind, the system can be fitted to a large variety of manual wheelchairs including folding and rigid frames.

For a full break down of the Wonderseat Space features and components, including the wheelchair criteria for installation, please visit the Medifab website.

Wheelchair Specifications



	Measurements
Degrees of Tilt	55°: -5-50°, 0-55°, +5-60°
Frame Width Range	12" - 14"
Frame Depth Range	12" - 16"
Back Cane Height	Adjustable: 16"-22"
Seat to Floor Height	14" - 15"
Weight Capacity	102kg
Product Weight (excluding removable items)	10kg
True Fit Growth	Yes
Warranty	Life time warranty on wheelchair frame – 1 year on parts.
Frame Material	Aluminium

Transport Certified All Zippie IRIS Wheelchairs are suitable for transport in a vehicle.

Specifications in this table and brochure are related to the Medifab standard stock package for Zippie Iris. This chair can be configured differently and to different specifications than the Medifab package.



medifab

solutions@medifab.com

medifab.com

DISTRIBUTED BY: