

# Spex Standard Contour Cushion

## 1. SELECT SIZE

WIDTH	LENGTH	CODE	
8" 20 cm	8" 20 cm	1105-0808-OSC	<input type="checkbox"/>
	10" 25 cm	1105-0810-OSC	<input type="checkbox"/>
10" 25 cm	10" 25 cm	1105-1010-OSC	<input type="checkbox"/>
	12" 30 cm	1105-1012-OSC	<input type="checkbox"/>
	XX XX	1105-10XX-OSC	<input type="checkbox"/>
11" 28 cm	10" 25 cm	1105-1110-OSC	<input type="checkbox"/>
	12" 30 cm	1105-1112-OSC	<input type="checkbox"/>
	XX XX	1105-11XX-OSC	<input type="checkbox"/>
12" 30 cm	12" 30 cm	1105-1212-OSC	<input type="checkbox"/>
	14" 35 cm	1105-1214-OSC	<input type="checkbox"/>
	XX XX	1105-12XX-OSC	<input type="checkbox"/>
13" 33 cm	12" 30 cm	1105-1312-OSC	<input type="checkbox"/>
	14" 35 cm	1105-1314-OSC	<input type="checkbox"/>
	XX XX	1105-13XX-OSC	<input type="checkbox"/>
14" 35 cm	14" 35 cm	1105-1414-OSC	<input type="checkbox"/>
	16" 40 cm	1105-1416-OSC	<input type="checkbox"/>
	18" 45 cm	1105-1418-OSC	<input type="checkbox"/>
15" 38 cm	XX XX	1105-14XX-OSC	<input type="checkbox"/>
	14" 35 cm	1105-1514-OSC	<input type="checkbox"/>
	16" 40 cm	1105-1516-OSC	<input type="checkbox"/>
16" 40 cm	XX XX	1105-15XX-OSC	<input type="checkbox"/>
	16" 40 cm	1105-1616-OSC	<input type="checkbox"/>
	18" 45 cm	1105-1618-OSC	<input type="checkbox"/>
17" 43 cm	20" 50 cm	1105-1620-OSC	<input type="checkbox"/>
	XX XX	1105-16XX-OSC	<input type="checkbox"/>
	17" 43 cm	1105-1717-OSC	<input type="checkbox"/>
18" 45 cm	18" 45 cm	1105-1718-OSC	<input type="checkbox"/>
	XX XX	1105-17XX-OSC	<input type="checkbox"/>
	18" 45 cm	1105-1818-OSC	<input type="checkbox"/>
19" 48 cm	20" 50 cm	1105-1820-OSC	<input type="checkbox"/>
	22" 55 cm	1105-1822-OSC	<input type="checkbox"/>
	XX XX	1105-18XX-OSC	<input type="checkbox"/>
20" 50 cm	18" 45 cm	1105-1918-OSC	<input type="checkbox"/>
	20" 50 cm	1105-1920-OSC	<input type="checkbox"/>
	XX XX	1105-19XX-OSC	<input type="checkbox"/>
22" 55 cm	18" 45 cm	1105-2018-OSC	<input type="checkbox"/>
	20" 50 cm	1105-2020-OSC	<input type="checkbox"/>
	22" 55 cm	1105-2022-OSC	<input type="checkbox"/>
24" 60 cm	XX XX	1105-20XX-OSC	<input type="checkbox"/>
	18" 45 cm	1105-2218-OSC	<input type="checkbox"/>
	20" 50 cm	1105-2220-OSC	<input type="checkbox"/>
Up to 20" 50 cm	22" 55 cm	1105-2222-OSC	<input type="checkbox"/>
	XX = _ _ _ _	1105-22XX-OSC	<input type="checkbox"/>
	18" 45 cm	1105-2418-OSC	<input type="checkbox"/>
Up to 25" 63 cm	20" 50 cm	1105-2420-OSC	<input type="checkbox"/>
	22" 55 cm	1105-2422-OSC	<input type="checkbox"/>
	XX = _ _ _ _	1105-24XX-OSC	<input type="checkbox"/>
		1105-2929-OSC	<input type="checkbox"/>
		1105-2939-OSC	<input type="checkbox"/>


## PACKAGE INCLUDES:

1. Outer Cover
2. Incontinence Cover
3. Cushion Foam Unit
4. Positioning Pad Kit



## 2. SELECT COLOUR

Your colour selection applies to any extra covers ordered



## 3. SELECT ACCESSORIES

✓	ACCESSORY	IMAGE
<input type="checkbox"/>	Extra Outer Cover (A)	
<input type="checkbox"/>	Extra Incontinence Cover (B)	
<input type="checkbox"/>	Rigidiser Base Panel (can be inserted inside cover for a rigid surface)	
<input type="checkbox"/>	Extra Positioning Kit 1111-0273-000	
<input type="checkbox"/>	5° Wedge 1209-2724-300	

## 4. CUSTOMISE

[Refer to Cushion Customisations Page](#)

# Cushion Customisations

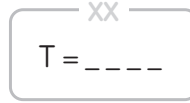
This page details common customisations, for full custom options please refer to the Spex Custom Cushion Script Form



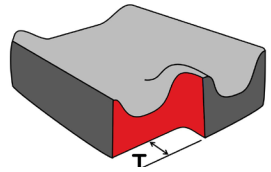
## LEG LENGTH DISCREPANCY

1111-0292-000

### MEASUREMENTS



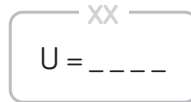
### REFERENCE DRAWING



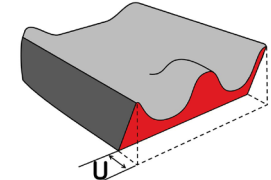
## FRONT EDGE CUT-BACK FOR LEG CONTRACTURES

1111-0317-000

### MEASUREMENTS



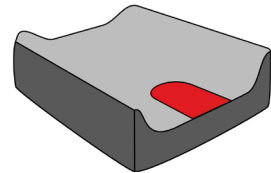
### REFERENCE DRAWING



## REMOVE MEDIAL THIGH SUPPORT

1111-0335-000

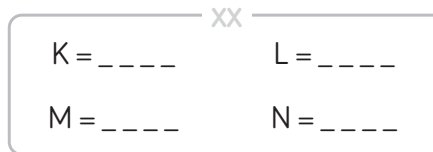
### REFERENCE DRAWING



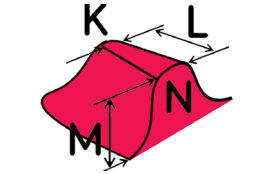
## SPECIFY MEDIAL SUPPORT DIMENSIONS

1111-0294-000

### MEASUREMENTS



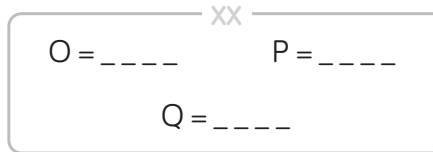
### REFERENCE DRAWING



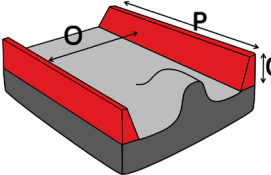
## SPECIFY LATERAL THIGH SUPPORT DIMENSIONS

1111-0295-000

### MEASUREMENTS



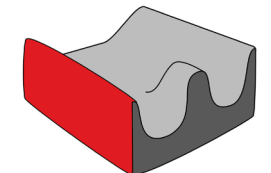
### REFERENCE DRAWING



## INCREASE REAR HALF HEIGHT TO FULL LATERAL THIGH SUPPORT (SUPERHIGH CONTOUR ONLY)

1111-0304-000

### REFERENCE DRAWING



## ADDITIONAL PRESSURE RELIEVING OVERLAY

1111-0391-000



## SUPRACOR® HONEYCOMB

1111-0431-000

### REFERENCE DRAWING

