

Axion Rotary Interface



Client Details

Client/User Name:	
Date:	
NDIS/Funding:	

Notes

Further Information

Part One: Select Axion with either Whitmyer Pad, Spex Pad or Savant Pad

Mounting Axion to Whitmyer Pad

Step One: Select Whitmyer Head Support Pad

Cradle	Plush	Adjust-a-Plush	Complex Options
			
Small 1480-4211-281 <input type="radio"/>	10" Pad 1480-4110-281 <input type="radio"/>	Small 1480-4310-281 <input type="radio"/>	Refer to your Medifab rep!
Medium 1480-4221-281 <input type="radio"/>	14" Pad 1480-4114-281 <input type="radio"/>	Medium 1480-4320-281 <input type="radio"/>	
Large 1480-4231-281 <input type="radio"/>	19" Pad 1480-4119-281 <input type="radio"/>	Large 1480-4330-281 <input type="radio"/>	

Step Two: Select Axion to fit Whitmyer Head Support Pad

Axion Interface 60° rotation (19mm ball) 1280-4461-100 <input type="radio"/>		Axion Interface 90° rotation (19mm ball) 1280-4491-100 <input type="radio"/>	
--	---	--	---

Part One: Select Axion with either Whitmyer Pad, Spex Pad or Savant Pad

Mounting Axion to Spex Pad

Step One: Select Spex Head Support Pad

Square	Compact	Comfi	Contour	Adjustable Lateral
Small 1271-4311-300 <input type="radio"/>	One Size 1271-4331-300 <input type="radio"/>	Small 1271-4351-300 <input type="radio"/>	Small 1271-4321-300 <input type="radio"/>	Small 1271-4341-300 <input type="radio"/>
Large 1271-4312-300 <input type="radio"/>		Large 1271-4352-300 <input type="radio"/>	Large 1271-4322-300 <input type="radio"/>	Large 1271-4342-300 <input type="radio"/>

*included with ball

Step Two: Select Axion to fit Spex Head Support Pad


Axion Interface 60° rotation (25mm ball) 1280-4432-100 <input type="radio"/> 	Axion Interface 90° rotation (25mm ball) 1280-4492-100 <input type="radio"/> 
--	--

Step 3: Add Clamp Ball link (required)

Add a link to clamp ball to ball (25mm)

Must be selected when using Spex Pad in conjunction with Axion




1280-4685-100



Part One: Select Axion with either Whitmyer Pad, Spex Pad or Savant Pad

Mounting Axion to Savant Pad

Step One: Select Savant Head Support Pad

		
Paediatric 1280-4101-000 <input type="radio"/>	Small 1280-4102-000 <input type="radio"/>	Adult 1280-4104-000 <input type="radio"/>
Circumference at forehead 14" - 18" (36-46cm)	Circumference at forehead 18" - 22" (46-56cm)	Circumference at forehead 22" - 24" (56-61cm)

Step Two: Select Axion to fit Savant Head Support Pad

Axion Interface 60° rotation (25mm ball) 1280-4432-100 <input type="radio"/>		Axion Interface 90° rotation (25mm ball) 1280-4492-100 <input type="radio"/>	
---	---	---	---

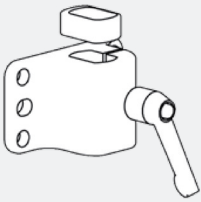
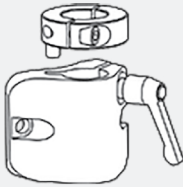
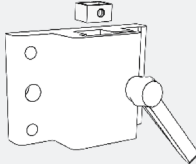
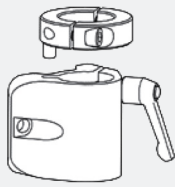
Part Two: Select either Whitmyer or Spex Stylo Headrest Stem

Mounting to Whitmyer Stem

Step One: Select Whitmyer Stem

Cobra Flip Back	Linx ²	Linx	Axys	Pro
				
1480-4927-100 <input type="radio"/>	4" 1480-4962-004 <input type="radio"/>	4" 1480-4961-004 <input type="radio"/>	1480-4913-100 <input type="radio"/>	Paediatric 1480-4934-101 <input type="radio"/>
	8" 1480-4962-008 <input type="radio"/>	8" 1480-4961-008 <input type="radio"/>		Adult 1480-4933-100 <input type="radio"/>
	10" 1480-4962-010 <input type="radio"/>	10" 1480-4961-010 <input type="radio"/>		
	15" 1480-4962-015 <input type="radio"/>	15" 1480-4961-015 <input type="radio"/>		

Step Two: Select Detach Bracket for Whitmyer Stem

Cobra Flipback	Linx/Linx ²	Axys	Pro
			
Detach Bracket 1480-4310-281 <input type="radio"/>	Detach Bracket 1480-4310-281 <input type="radio"/>	Detach Bracket 1480-4310-281 <input type="radio"/>	Detach Bracket 1480-4310-281 <input type="radio"/>

Step Three: Add Adaptor Ring (required)

Savant Adapter ring for Whitmyer
19mm ball mount

Must be selected when ordering Whitmyer
Stem in conjunction with Axion





1280-4680-100



Part Two: *Select either Whitmyer or Spex Stylo Headrest Stem*

Mounting to Stylo Stem

Step One: Select Stylo Stem (includes mount)

Stylo 160	Stylo 260	Stylo Flipback 160	Stylo Flipback 260
			
1274-1252-000-3 <input type="radio"/>	1274-1282-000-3 <input type="radio"/>	1274-2252-000-3 <input type="radio"/>	1274-2282-000-3 <input type="radio"/>

Step Two: Select Ball Joint Mount

3 Hole Spex Headrest Ball Joint Mount

Must be selected when ordering Stylo stem in conjunction with Axion

1272-4172-100

medifab

Distributed by Medifab Ltd

22 Detroit Drive
Rolleston 7675
New Zealand

+64 3 307 9790

solutions@medifab.com

www.medifab.com



DISTRIBUTED BY:

Script: Axion_20221507